



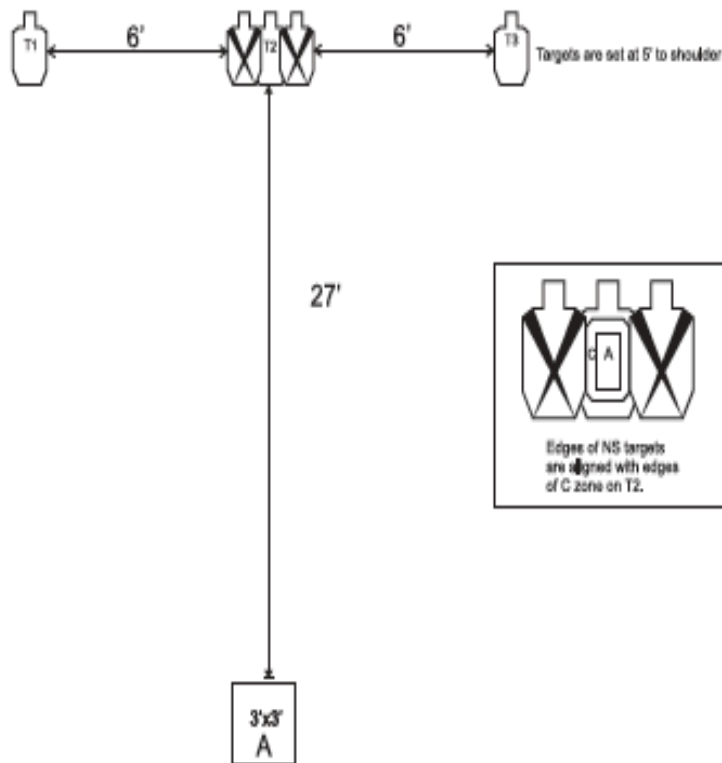
CM 13-04

The Roscoe Rattle

RULES: USPSA Handgun Competition Rules, Current Edition COURSE DESIGNER: Robert Porter

START POSITION: Standing in Area A, facing uprange, fingers touching head above ears. Gun loaded and holstered.

STAGE PROCEDURE	SCORING
String 1: On signal, turn and engage T2 with 6 rounds only, from within area A.	SCORING: Virginia Count, 18 rounds, 90 points
String 2: On signal, turn and engage T1 with 6 rounds only. Perform a mandatory reload and engage T3 with six rounds only. All shots fired from within area A.	TARGETS: 3 Metric
	SCORED HITS: Best 6/paper
	START - STOP: Audible - Last shot
	PENALTIES: Per current edition of USPSA Handgun Competition Rules



SETUP NOTES: Edges of no-shoot targets are aligned with edges of C zone on T2. All targets are set at 5 feet at shoulders. Spacing is 6 feet, edge to edge.





Central Arkansas Shooters Assn. **CASA**

Scuzi 1

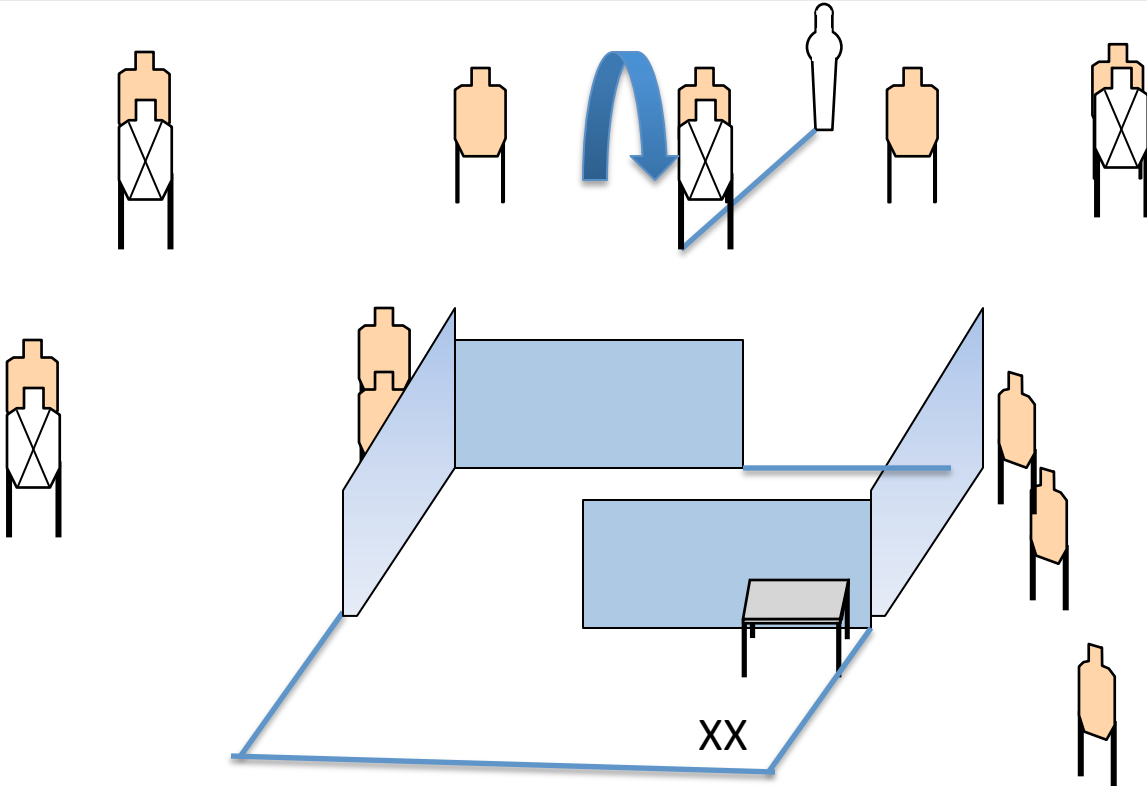
COURSE DESIGNER: Goose



START POSITION: Standing in shooting area, heels on X's, gun unloaded and placed unsupported, flat on table pointing down range, trigger centered on X.

STAGE PROCEDURE:
On signal engage targets from within fault lines

SCORING: Comstock, 23 rounds, 115 pts
TARGETS: 11 Metric, 0 Plates, 0 MP, 1 PP
SORED HITS: Best 2 per paper, KD Steel
START-STOP: Audible - Last shot
RULES: USPSA Practical Shooting Handbook, latest edition.





CM 99-11

El Presidente

RULES: USPSA Handgun Competition Rules, current edition COURSE DESIGNER: Jeff Cooper

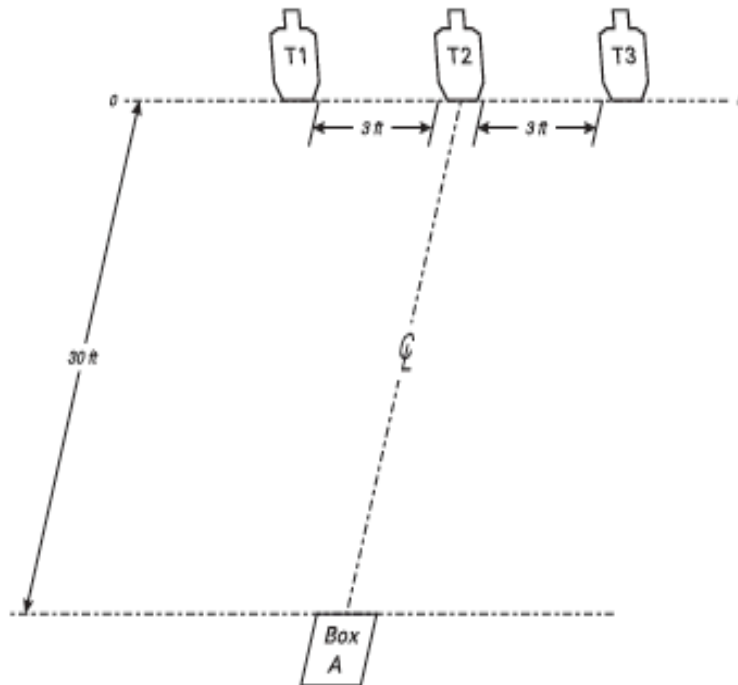
START POSITION: Standing in Box A, back to targets, toes of both feet against rear of fault line of Box A, both wrists above respective shoulders. Handgun is loaded and holstered as per ready condition in rule 8.1.1 and 8.1.2.

STAGE PROCEDURE

Upon start signal, turn then draw and from Box A engage T1-T3 with only two rounds per target, then perform a mandatory reload and from Box A engage T1-T3 with only two rounds per target.

SCORING

SCORING: Virginia Count, 12 rounds, 60 points
TARGETS: 3 Metric
SCORED HITS: Best 4/paper
START - STOP: Audible - Last shot
PENALTIES: Per current edition USPSA Handgun Competition Rules
Failure to perform mandatory reload will result in one procedural penalty per shot fired.



SETUP NOTES: Set targets to 5 feet high at shoulders. Shooting box is 3 feet by 3 feet.





CM 13-02

Down The Middle

RULES: USPSA Handgun Competition Rules, Current Edition COURSE DESIGNER: US Nationals Design Team

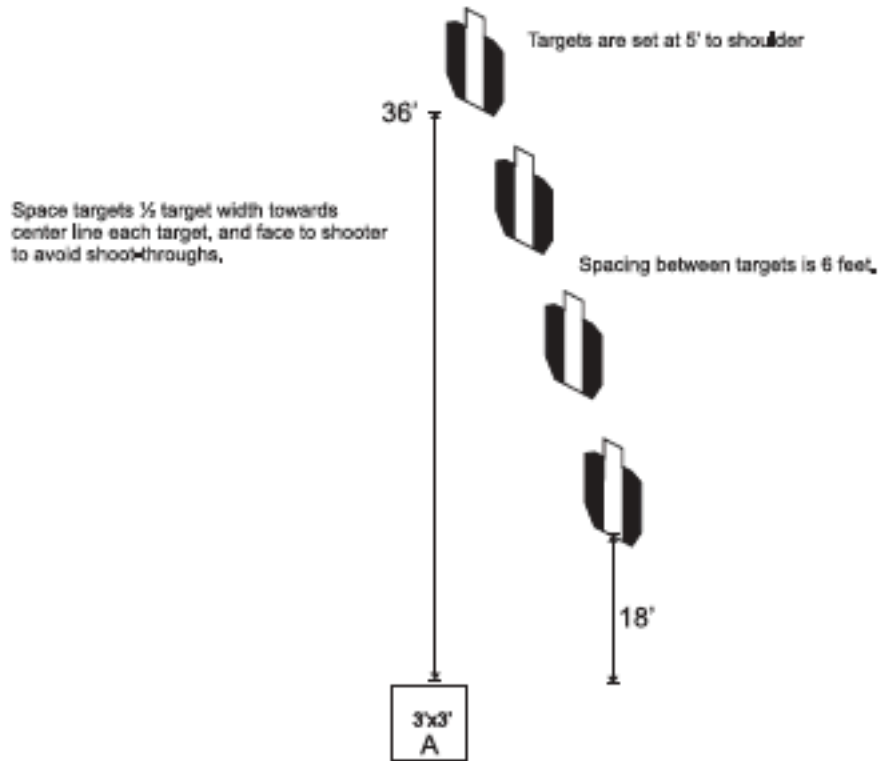
START POSITION: Standing inside the fault lines, facing downrange, hands naturally at your sides. Gun is loaded and holstered.

STAGE PROCEDURE

On the start signal, engage each target with two rounds only from within the fault lines.

SCORING

SCORING: Virginia Count, 8 rounds, 40 points
TARGETS: 4 Metric
SCORED HITS: Best 2/paper
START - STOP: Audible - Last shot
PENALTIES: Per current edition of USPSA Handgun Competition Rules



SETUP NOTES: Targets are spaced 6 feet apart, and a half-target width towards the center line. T1 is at 36 feet, T4 is at 18 feet from front of shooting area A. Hard cover is painted edge to edge of A scoring zone.





CM 03-11

El Strong & Weak Pres

RULES: USPSA Handgun Competition Rules, current edition COURSE DESIGNER: Jim Paxon -- Modifications by US Design Team

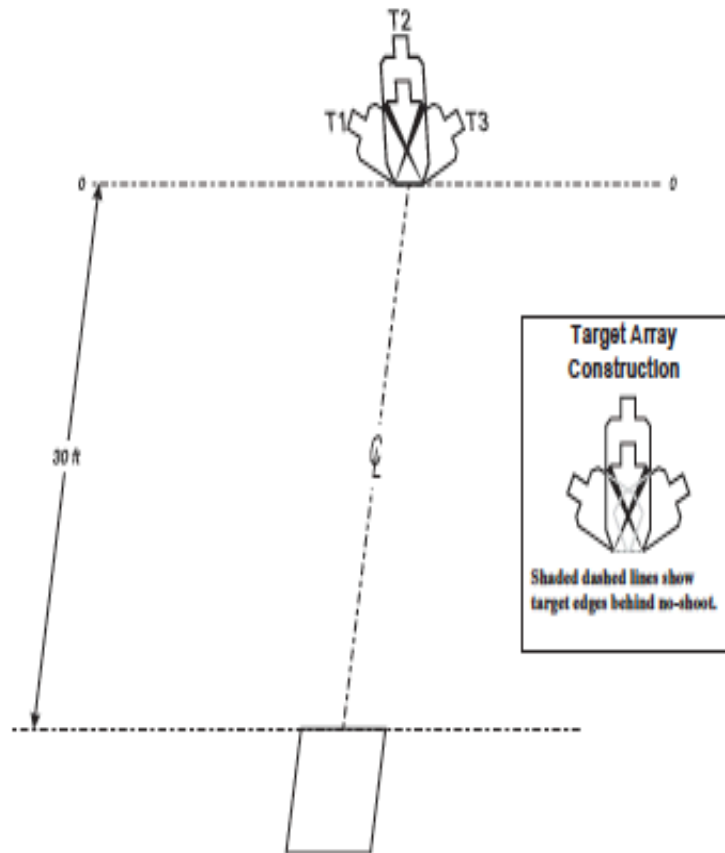
START POSITION: Standing in shooting box, facing uprange, toes of both feet against rear of shooting box, shoulders square with box, and hands on ears or hearing protection. Handgun is loaded and holstered as per ready condition in rule 8.1.1 and 8.1.2.

STAGE PROCEDURE

- String 1: Upon start signal, turn, then draw and engage T1-T3 with only two rounds each **FREESTYLE**, then perform a mandatory reload and re-engage T1-T3 with two rounds each **STRONG HAND ONLY**.
- String 2: Upon start signal, turn, then draw and engage T1-T3 with two rounds each, perform a mandatory reload and re-engage T1-T3 with two rounds each **WEAK HAND ONLY**.

SCORING

- SCORING: Virginia Count, 24 rounds, 120 points
- TARGETS: 3 Metric
- SCORED HITS: Best 8/paper
- START - STOP: Audible - Last shot
- PENALTIES: Per current edition USPSA Handgun Competition Rules



SETUP NOTES: Set T2 to 5 feet high at shoulder. Shooting box is 3 feet by 3 feet. Top of no-shoot touches bottom of A imprinted in center A zone.



Modified 1/1/2008

109



CM 03-08

Madness

RULES: USPSA Handgun Competition Rules, current edition COURSE DESIGNER: Andy Hollar — Modifications by US Design Team

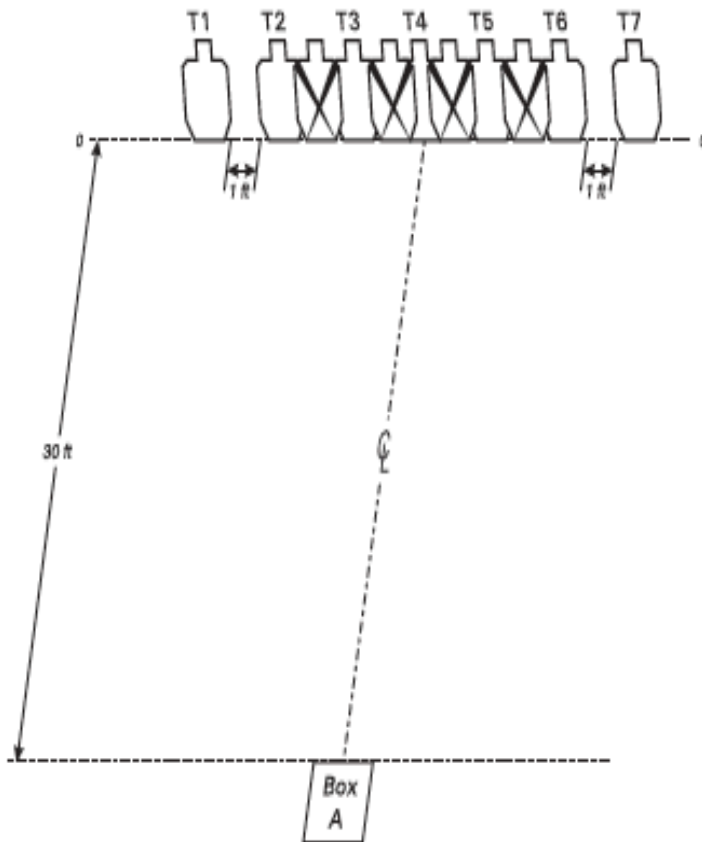
START POSITION: Standing in Box A facing targets, wrists above respective shoulders. Handgun is loaded and holstered as per ready condition in rule 8.1.1 and 8.1.2.

STAGE PROCEDURE

Upon start signal, from Box A only, engage T1-T7 with only one round per target, perform a mandatory reload and reengage T1-T7 with only one round per target.

SCORING

SCORING: Virginia Count, 14 rounds, 70 points
TARGETS: 7 Metric
SCORED HITS: Best 2/paper
START - STOP: Audible - Last shot
PENALTIES: Per current edition USPSA Handgun Competition Rules
Failure to perform mandatory reload will result in one procedural penalty per shot fired.



SETUP NOTES: Targets are set to 5 feet high at shoulders. T4 is centered on centerline. T1 is one foot left of T2 non-scoring edge. T7 is one foot right of T6 non-scoring edge. No-shoot between T2 and T3 is set so perforation overlays the C zone perforation on T2 and T3. No-shoot



between T5 and T6 is set so perforation overlays the C zone perforation on T5 and T6. No-shoots between T3 and T4 and between T4 and T5 are set so the perforation overlays the A zone perforations on T4 and C zone perforations on T3 and T5. Shooting box is 3 feet by 3 feet.