



Central Arkansas Shooters Assn. **CASA**

Run or Aim


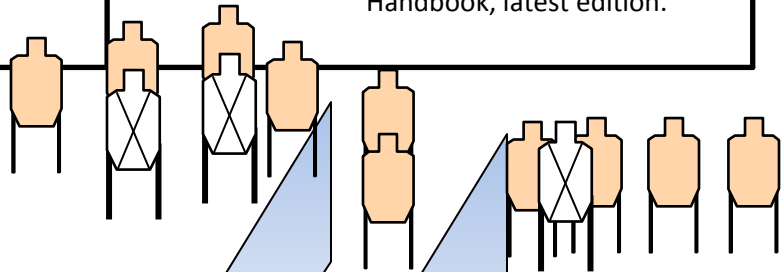
COURSE DESIGNER: Goose



START POSITION: Standing in shooting area, heels on X's, gun loaded holstered per 8.1.

STAGE PROCEDURE:
On signal engage targets from within fault lines

SCORING: Comstock, 32 rounds, 160 pts
TARGETS: 10 Metric, 12 Plates, OMP, 0 PP
SORED HITS: Best 2 per paper, KD Steel
START-STOP: Audible - Last shot
RULES: USPSA Practical Shooting Handbook, latest edition.



X
X



Central Arkansas Shooters Assn. **CASA**

Go to the end

COURSE DESIGNER: JWK



START POSITION: Standing with heels on X's, hands relaxed at side

STAGE PROCEDURE:

Upon start signal engage targets as they become visible from within the fault lines.

SCORING:

Comstock, 30 rounds, 150 points

TARGETS:

15 IPSC,

SCORED HITS:

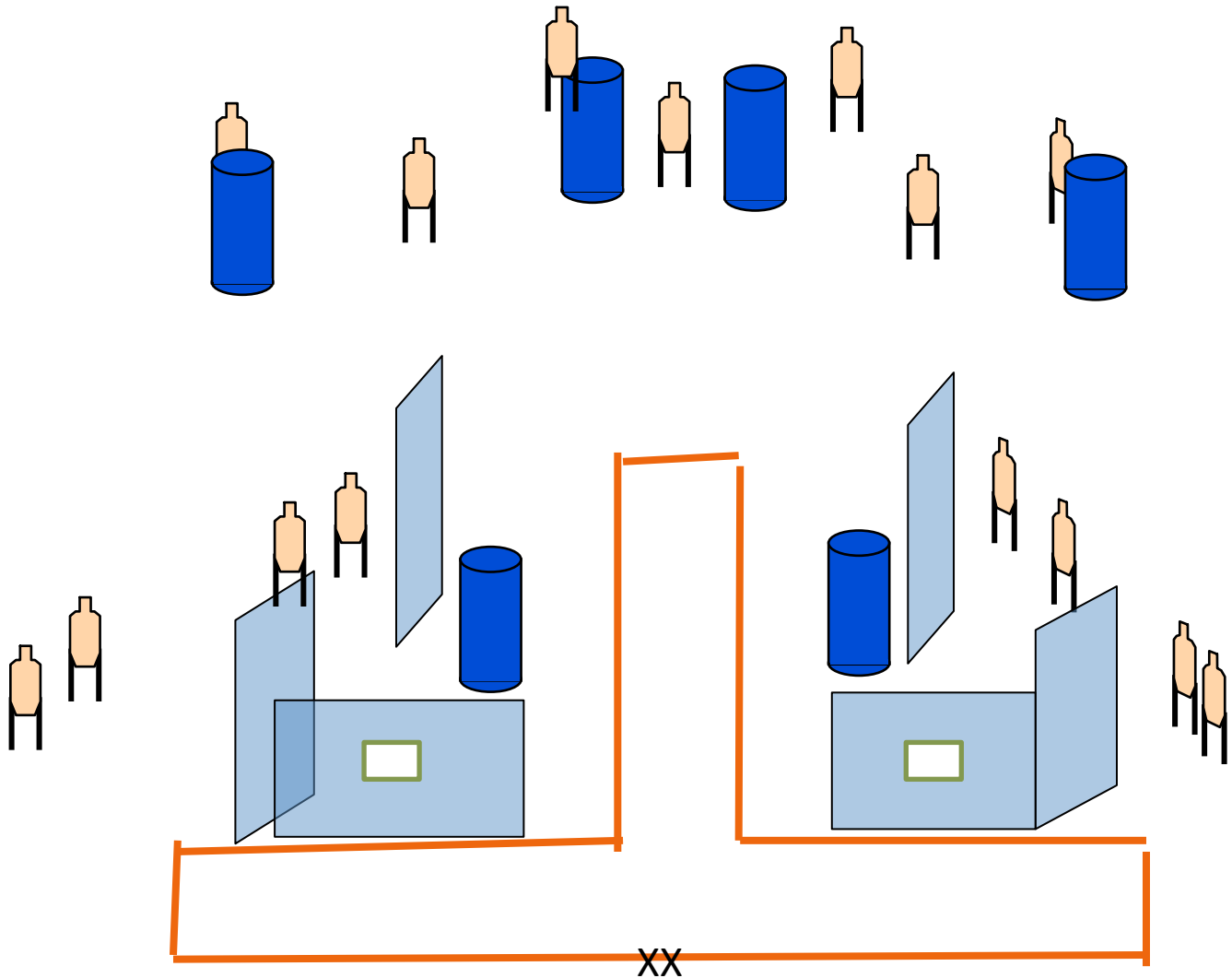
Best 2 per paper,

START-STOP:

Audible - Last shot

RULES:

USPSA Practical Shooting Handbook, latest edition.



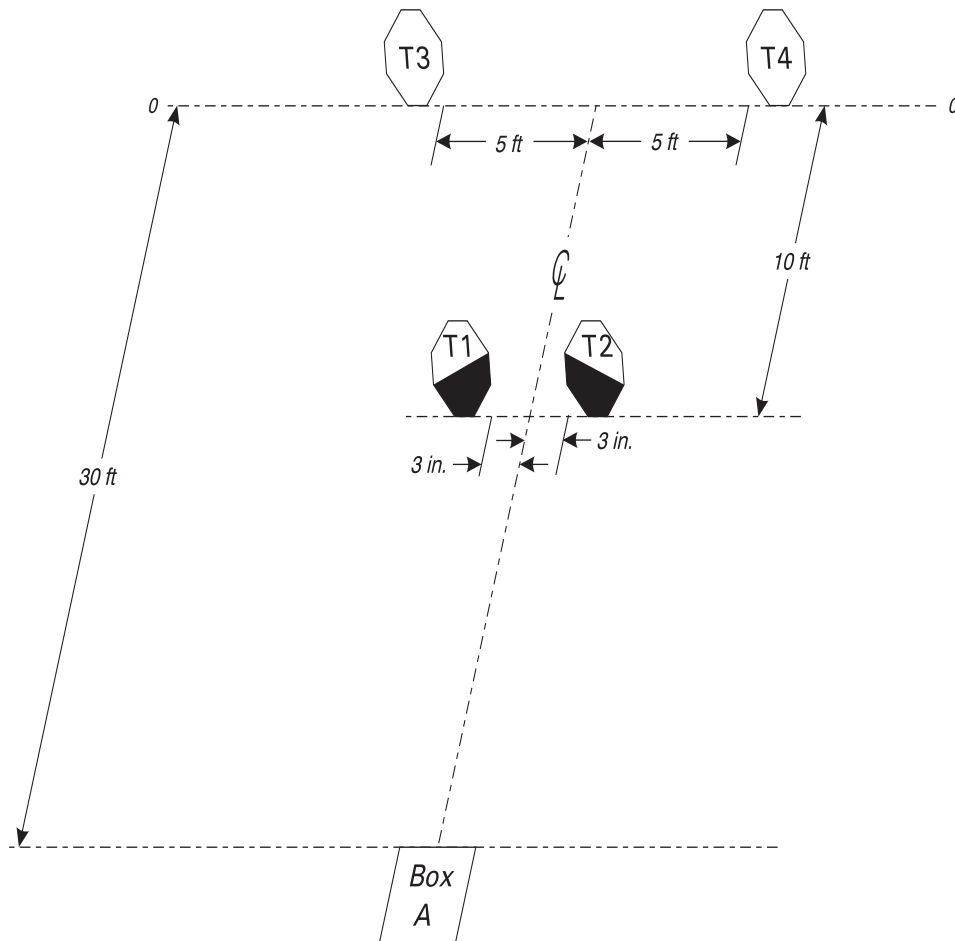
START POSITION: Standing in Box A, hands above shoulders. Handgun is loaded and holstered as per ready condition in rule 8.1.1 and 8.1.2.

STAGE PROCEDURE

- String 1: From Box A only, engage T1-T4 with only one round each freestyle, then perform a mandatory reload, then re-engage T1-T4 with one round each freestyle.
- String 2: From Box A only, engage T1-T4 with only one round each freestyle, then perform a mandatory reload, then re-engage T1-T4 with one round each strong hand only.
- String 3: From Box A only, engage T1-T4 with one round each weak hand only.

SCORING

- SCORING:** Virginia Count, 20 rounds, 100 points
- TARGETS:** 4 Classic
- SCORED HITS:** Best 5/paper
- START - STOP:** Audible - Last shot
- PENALTIES:** Per current edition of USPSA Rule Book.



SETUP NOTES: T1 and T2 are 4.5 feet high at top of target. Set targets T1 and T2 six inches apart edge to edge. T3 and T4 are 4 feet high at top of target. Box A is 3 feet by 3 feet.



Central Arkansas Shooters Assn. **CASA**

Three boxes

COURSE DESIGNER: JWK



START POSITION: starting in any box facing downrange hands relaxed at sides.

STAGE PROCEDURE:

Upon start signal engage targets as they become visible from within the fault lines

SCORING:

Comstock, 26 rounds,

TARGETS:

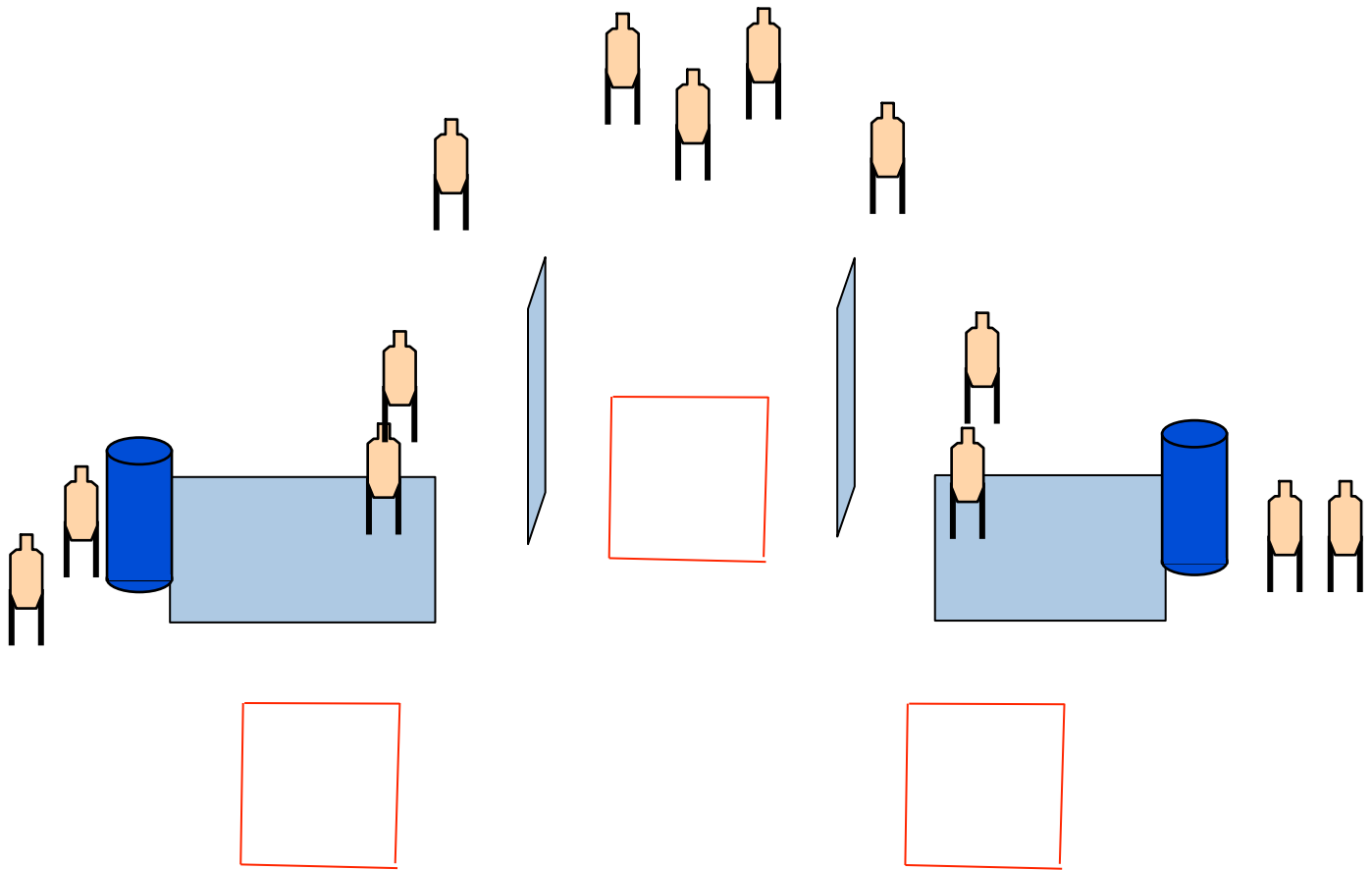
13 IPSC, **SCORED HITS:** Best

START-STOP:

Audible - Last shot

RULES:

USPSA Practical Shooting Handbook, latest edition.



Central Arkansas Shooters Assn. **CASA**

A stage for March

COURSE DESIGNER: JWK



START POSITION: starting with hands on X's facing down range.

STAGE PROCEDURE:

Upon start signal engage targets as they become visible from within the fault lines

SCORING:

Comstock, 26 rounds,

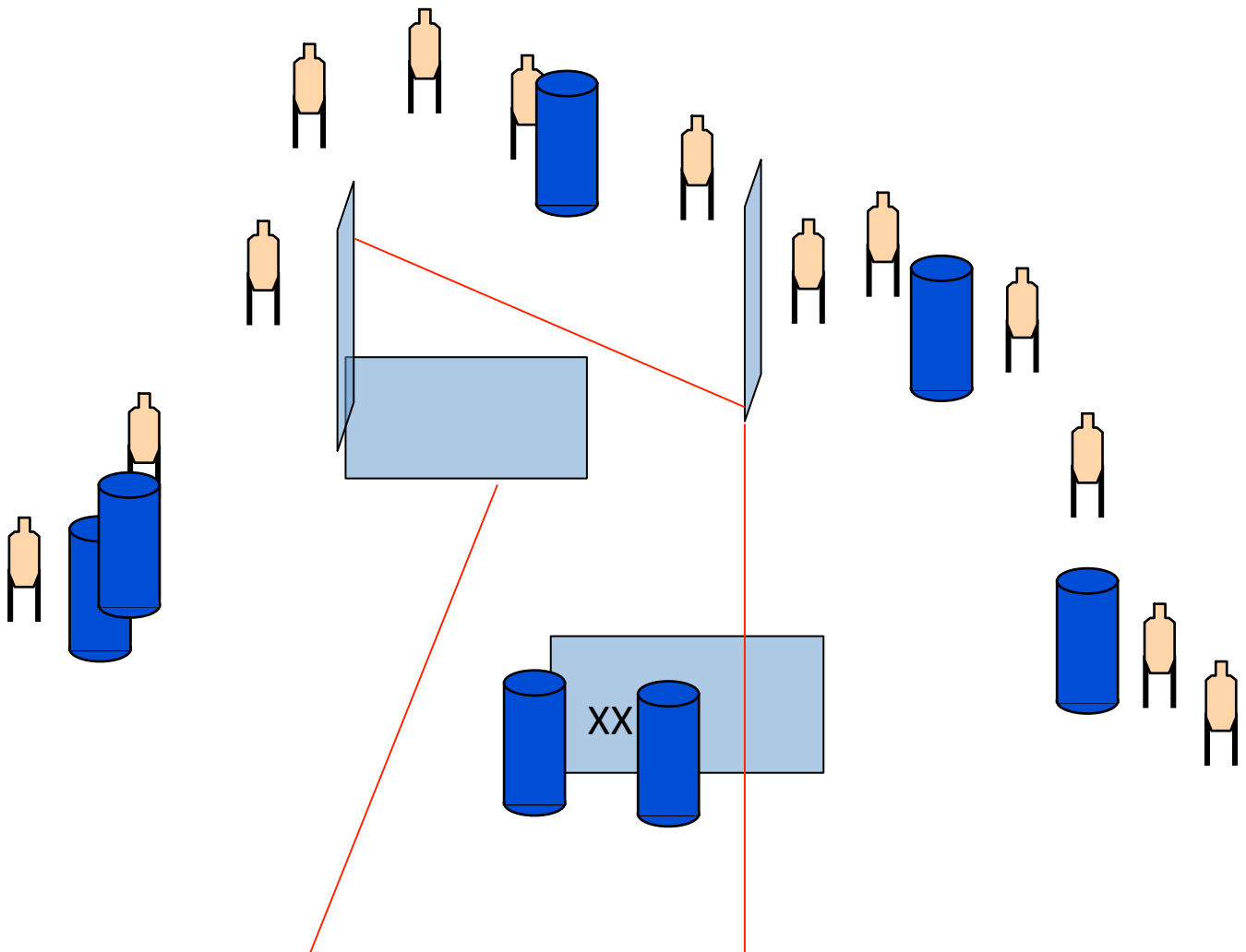
TARGETS:

13 IPSC, **SCORED HITS:** Best

START-STOP:

Audible - Last shot

RULES: USPSA Practical Shooting Handbook, latest edition.



Central Arkansas Shooters Assn. **CASA**

First Stage II

COURSE DESIGNER: Jerry Watts



START POSITION: starting with heels on X's facing down range, gun loaded and holstered per 8.1.

STAGE PROCEDURE:

Upon start signal engage targets as they become visible from within the fault lines

SCORING:

Comstock, 30 rounds,

TARGETS:

13 Metric, 4 steel,

SCORED HITS:

Best 2 per paper, KD steel

START-STOP:

Audible - Last shot

RULES:

USPSA Practical Shooting Handbook, latest edition.

