



Central Arkansas Shooters Assn. **CASA**

Get Low x3

COURSE DESIGNER: JWK



START POSITION: Standing anywhere inside the shooting area, hands relaxed at sides.

STAGE PROCEDURE:

Upon start signal engage targets as they become visible from within the fault lines

SCORING:

Comstock, 17 rounds, 85 pts

TARGETS:

7 IPSC, 3 PPs

SCORED HITS:

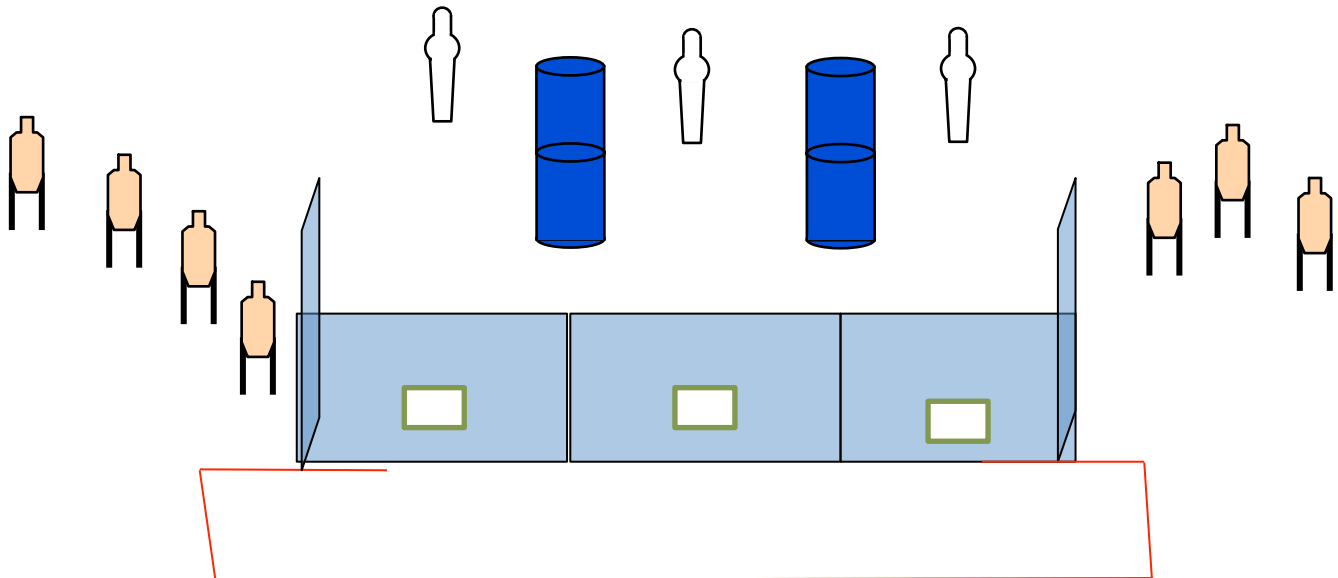
Best 2 per paper,

START-STOP:

Audible - Last shot

RULES:

USPSA Practical Shooting Handbook, latest edition.





Central Arkansas Shooters Assn. **CASA**

Plenty O Steel

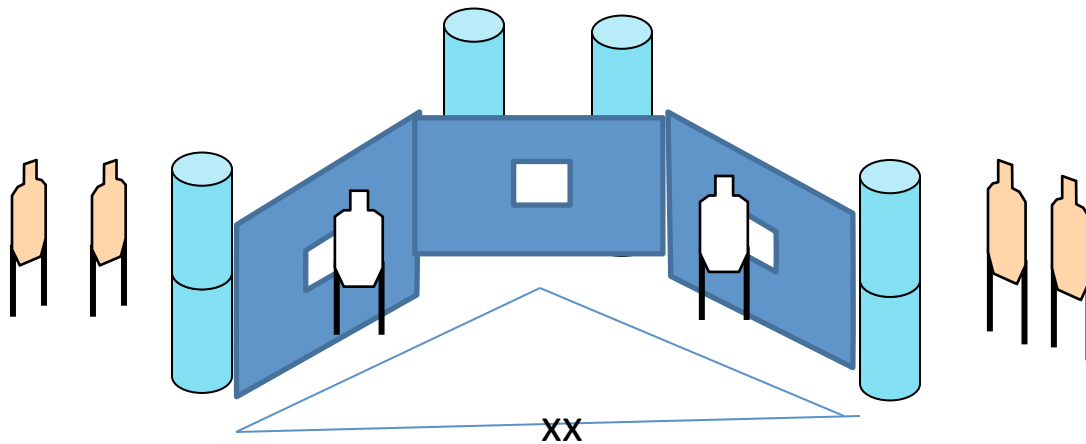
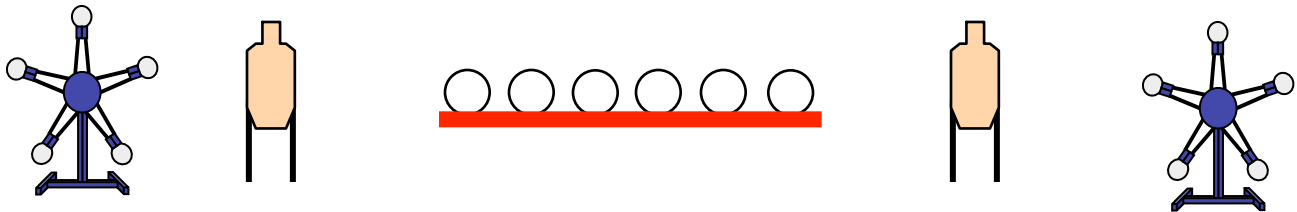
COURSE DESIGNER: Goose



START POSITION: Standing with heels on X's, hands at sides, gun loaded and holstered in accordance with rule 8.1.

STAGE PROCEDURE:
Upon start signal engage targets as they become visible from within the fault lines.

SCORING Comstock, 28 rounds, 110 points
TARGETS: 6 IPSC, 16 PP, 0 plates
SCORED HITS: Best 2 per paper, KD steel = 1A
START-STOP: Audible - Last shot
RULES: USPSA Practical Shooting Handbook, latest edition





CM 09-09 Lightning And Thunder

RULES: USPSA Handgun Competition Rules, current edition **COURSE DESIGNER:** US Nationals Design Team

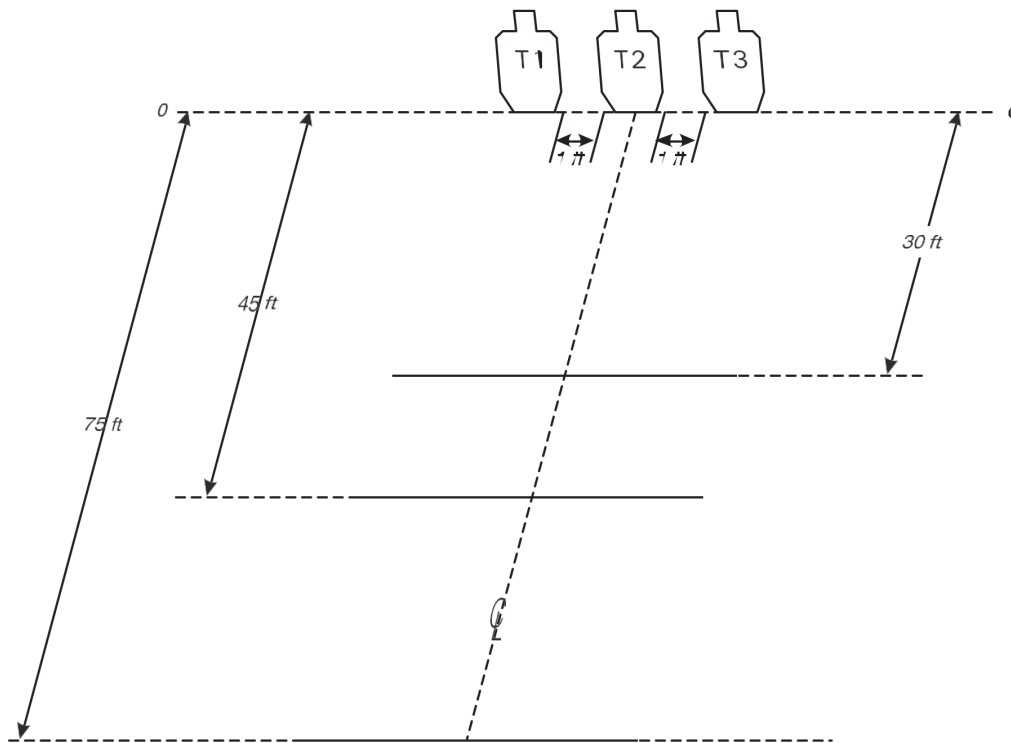
START POSITION: Standing behind the line, facing down range, hands relaxed at sides. Handgun is loaded and holstered.

STAGE PROCEDURE

Set timer to five seconds for all strings.
String 1: 75 ft. On signal, draw and engage targets with only two rounds each.
String 2: 45 ft. On signal, draw and engage targets with only one round each, make a mandatory reload, and reengage targets with only one round each.
String 3: 30 ft. On signal, draw and engage targets with only two rounds each strong hand only.

SCORING

SCORING: Fixed Time, 18 rounds, 90 points
TARGETS: 3 Metric
SCORED HITS: Best 6/paper
START - STOP: Audible - Audible
PENALTIES: Per current edition of USPSA Handgun Competition Rules



SETUP NOTES: Set paper targets to 5 feet high at shoulders. Targets are 12 inches edge to edge. T2 is at the center of the array.



Set timer according to rule 9.4.6.2.



Central Arkansas Shooters Assn. **CASA**

A different house stage

COURSE DESIGNER: JWK



START POSITION: Standing with heels on X's, hands relaxed at side

STAGE PROCEDURE:

Upon start signal engage targets as they become visible from within the fault lines.

SCORING:

Comstock, 30 rounds, 150 points

TARGETS:

15 IPSC,

SCORED HITS:

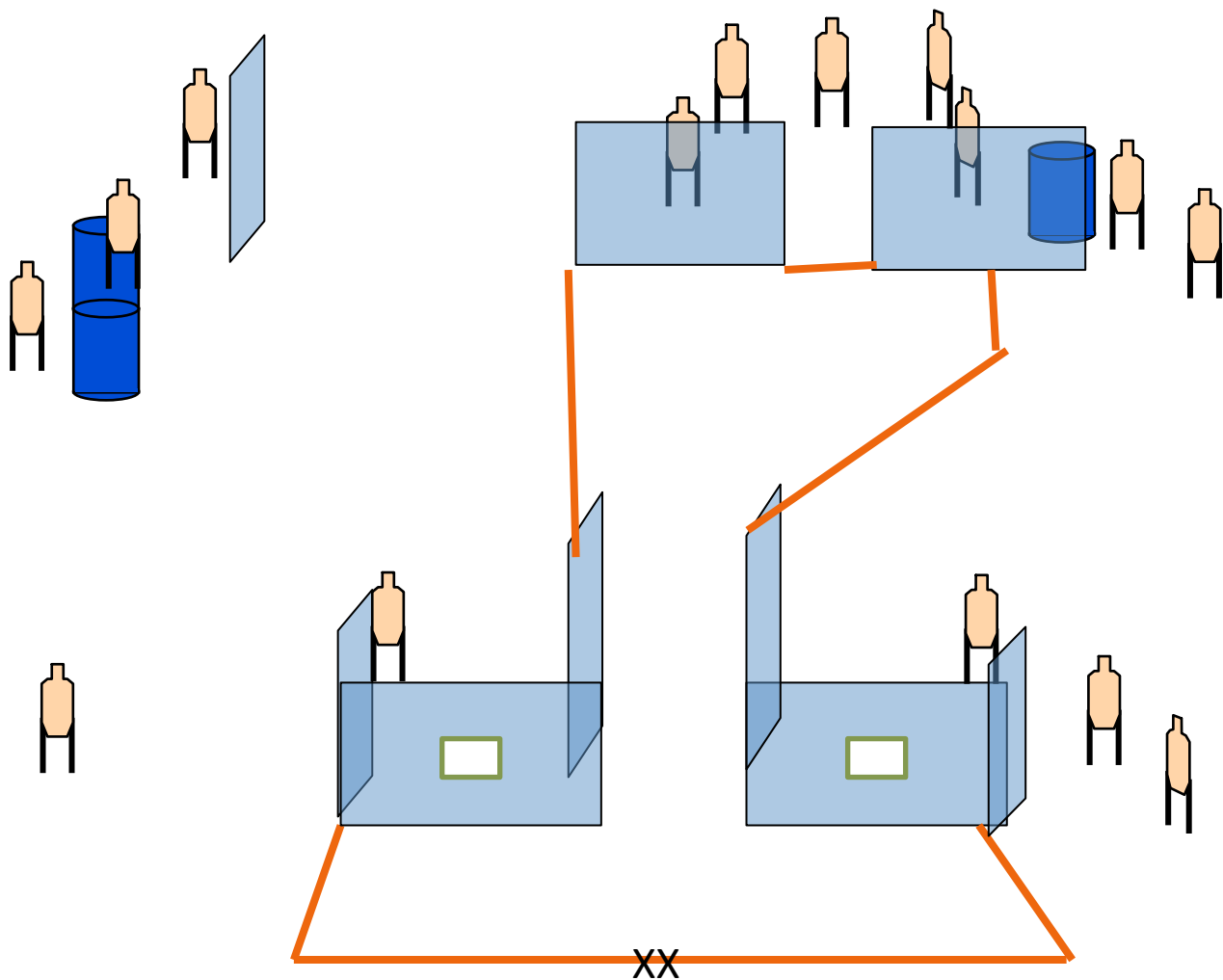
Best 2 per paper,

START-STOP:

Audible - Last shot

RULES:

USPSA Practical Shooting Handbook, latest edition.





Central Arkansas Shooters Assn. **CASA**

4 corners

COURSE DESIGNER: JWK



START POSITION: Standing with toes on X's, hands relaxed at side.

STAGE PROCEDURE:

Upon start signal engage targets as they become visible from within the fault lines

SCORING:

Comstock, 28 rounds, 140 pts

TARGETS:

16 IPSC,

SCORED HITS:

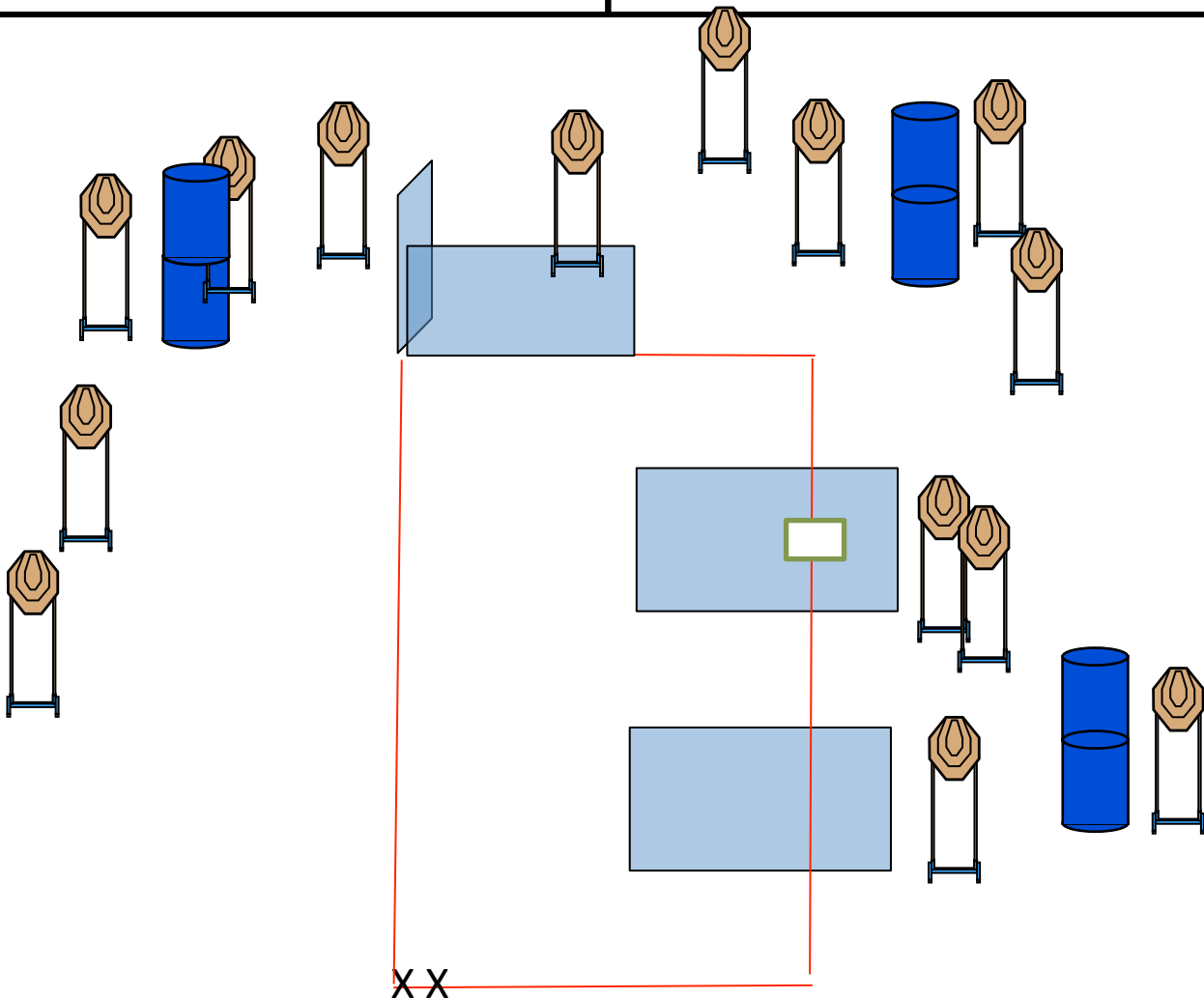
Best 2 per paper,

START-STOP:

Audible - Last shot

RULES:

USPSA Practical Shooting Handbook, latest edition.





Central Arkansas Shooters Assn. **CASA**
Santa's Bag Big Swinger

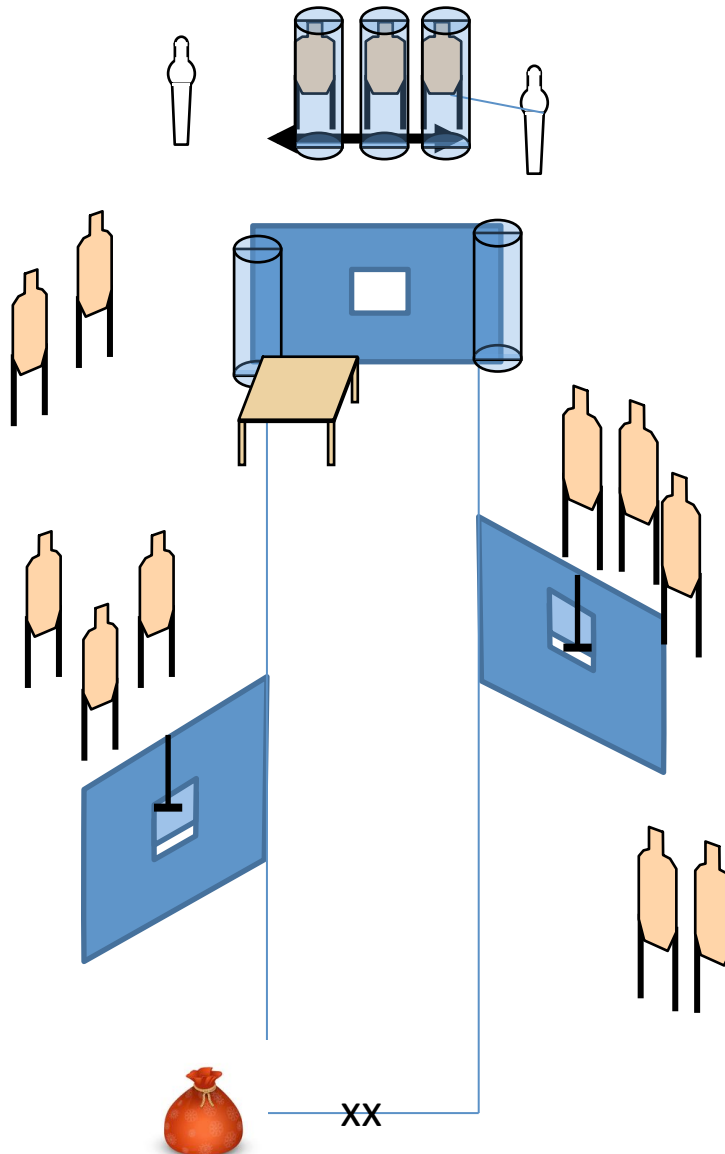


COURSE DESIGNER: Goose

START POSITION: Standing with toes on X's and holding bag, hands at sides, gun loaded and holstered in accordance with rule 8.1.

STAGE PROCEDURE:
 Bag was must either be held in shooter's hand or placed on the table while engaging targets. While complying with the above engage targets as they become visible from within the fault lines.

SCORING Comstock, 28 rounds, 140 points
TARGETS: 13 IPSC, 2 PP, 0 plates
SCORED HITS: Best 2 per paper, KD steel = 1A
START-STOP: Audible - Last shot
RULES: USPSA Practical Shooting Handbook, latest edition



© Can Stock Photo