



Central Arkansas Shooters Assn. **CASA**

Shorty I

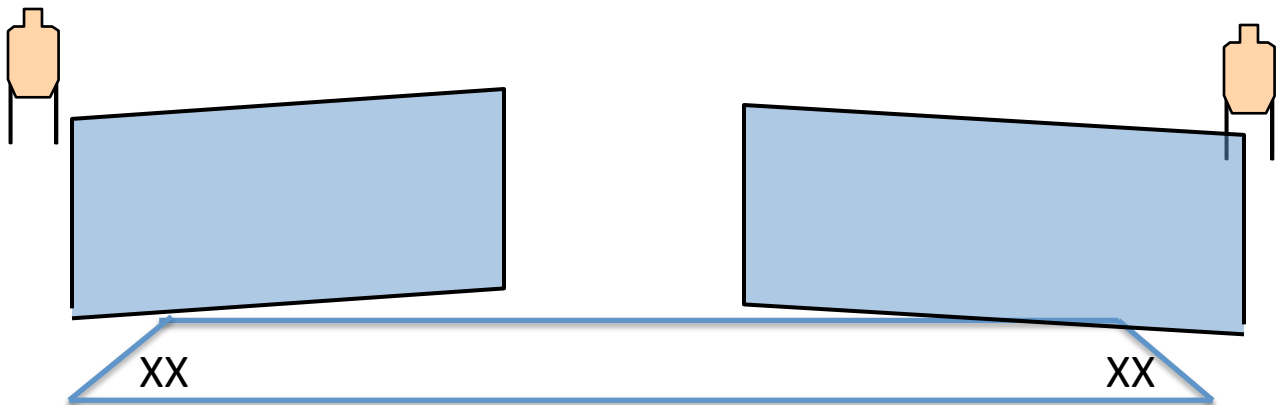
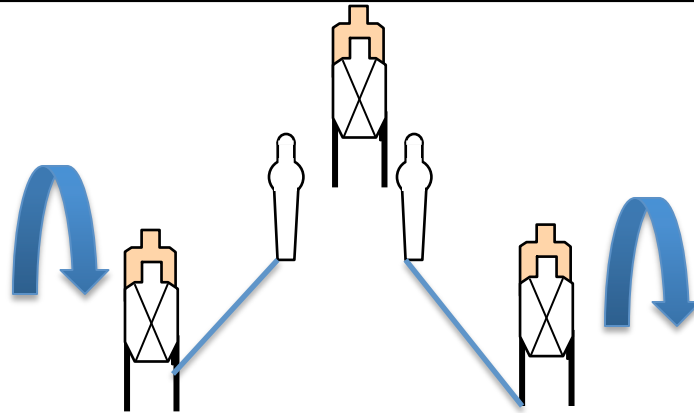
COURSE DESIGNER: Goose



START POSITION: Standing in shooting area, heels on either set of X's, gun loaded and holstered in accordance with rule 8.1.

STAGE PROCEDURE:
On signal engage targets from within fault lines

SCORING: Comstock, 12 rounds, 60 pts
TARGETS: 5 Metric, 0 Plates, 0 MP, 2 PP
SORED HITS: Best 2 per paper, KD Steel
START-STOP: Audible - Last shot
RULES: USPSA Practical Shooting Handbook, latest edition.



Bay 4



Central Arkansas Shooters Assn. **CASA**

Just Shoot It

COURSE DESIGNER: JWK



START POSITION: Standing with heels on X's, hands relaxed at side

STAGE PROCEDURE:

Upon start signal engage targets as they become visible from within the fault lines.

SCORING:

Comstock, 28 rounds, 10 points

TARGETS:

14 IPSC,

SCORED HITS:

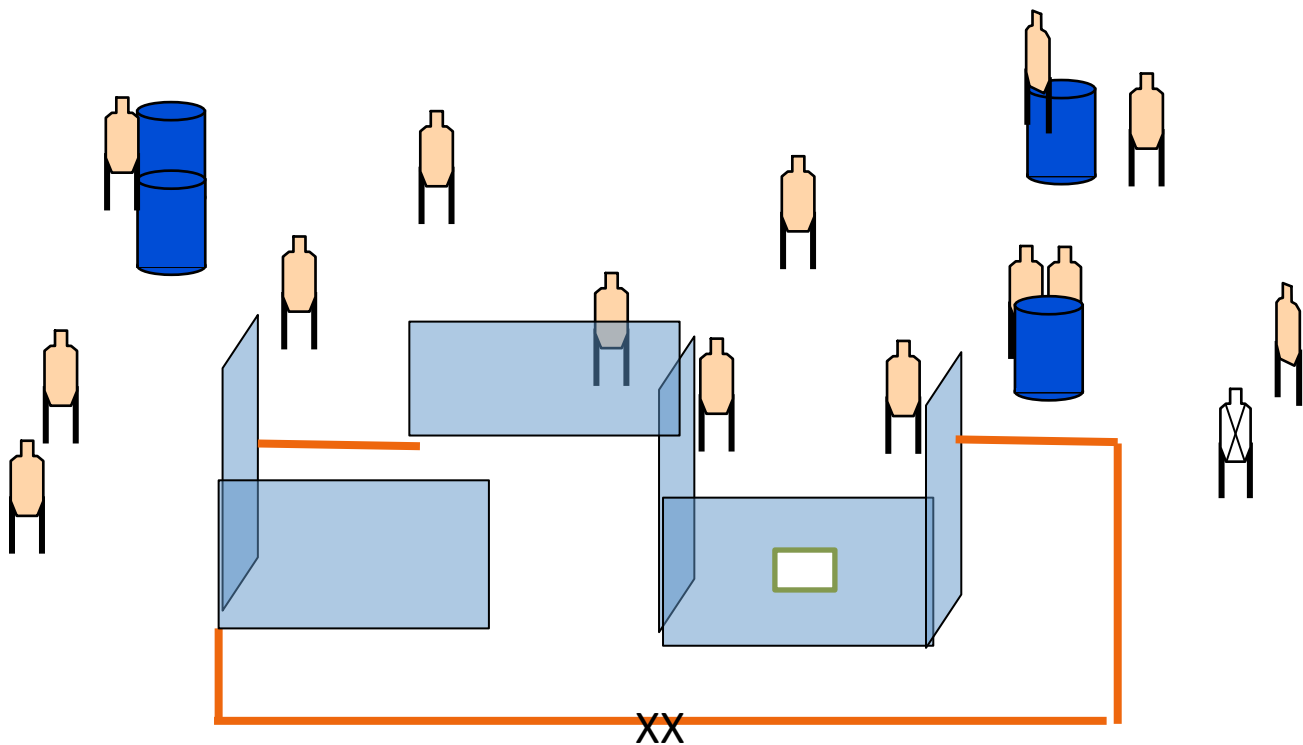
Best 2 per paper,

START-STOP:

Audible - Last shot

RULES:

USPSA Practical Shooting Handbook, latest edition.





CM 09-01

Six In Six Challenge

RULES: USPSA Rule Book, Current Edition

COURSE DESIGNER: Russell Cluver

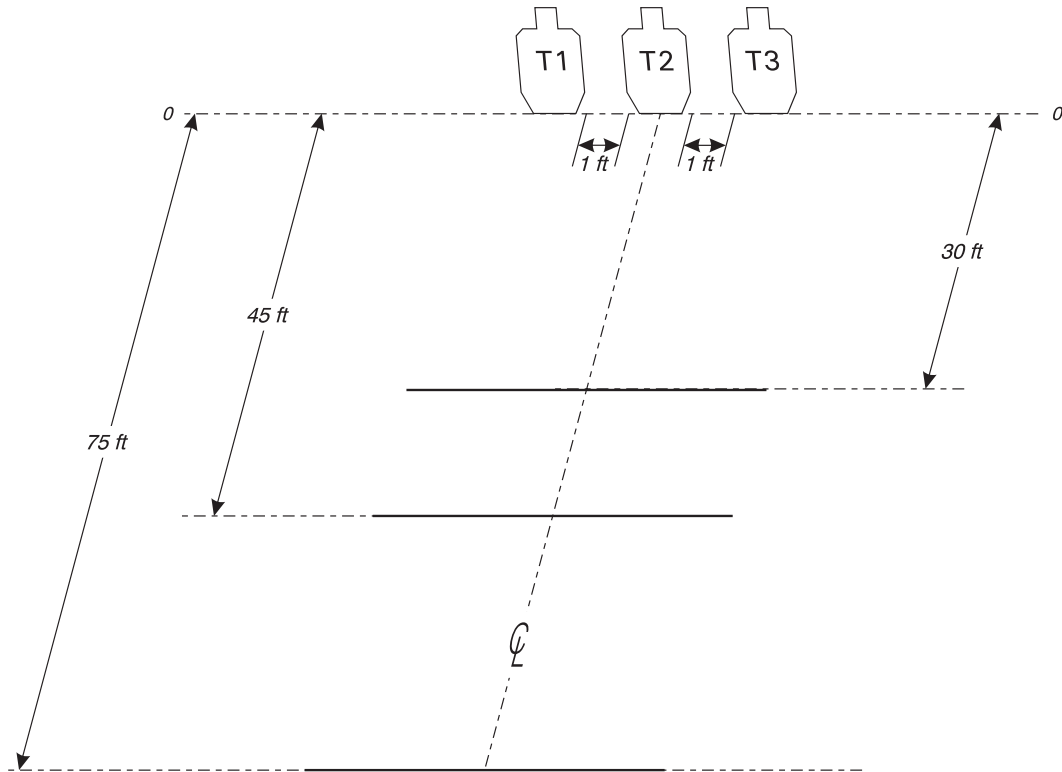
START POSITION: Standing behind shooting line, facing down range, hands relaxed at sides. Handgun is loaded and holstered.

STAGE PROCEDURE

- Set timer to six seconds for all strings.
- String 1: 75 ft. On signal, engage targets with two rounds each, make a mandatory reload and reengage targets with two rounds each.
- String 2: 45 ft. On signal, engage targets with two rounds each strong hand only.
- String 3: 30 ft. On signal, engage targets with two rounds each weak hand only.

SCORING

- SCORING:** Fixed Time, 24 rounds, 120 points
- TARGETS:** 3 IPSC
- SCORED HITS:** Best 8/paper
- START - STOP:** Audible - Audible
- PENALTIES:** Per current edition of USPSA Rule Book.



SETUP NOTES: Set paper targets to 5 feet high at shoulders. Targets are 1 foot edge-to-edge. Array is centered on T2.





Central Arkansas Shooters Assn. **CASA**

Hole in Thirty

COURSE DESIGNER: JWK



START POSITION: Standing with toes on X's, hands relaxed at side.

STAGE PROCEDURE:

Upon start signal engage targets as they become visible from within the fault lines

BEST ONE SHOT ON TARGET

SCORING:

Comstock, 30 rounds,

TARGETS:

15 IPSC,

SCORED HITS:

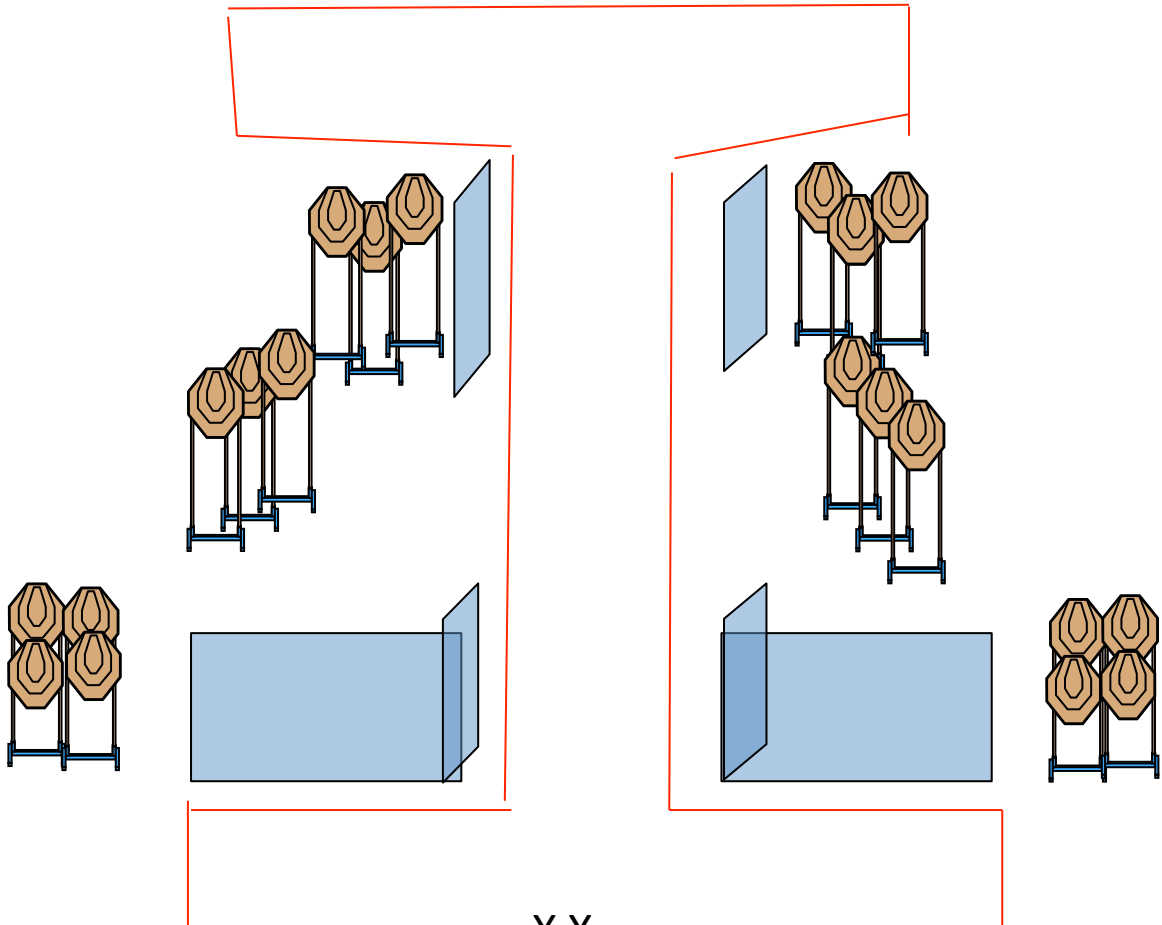
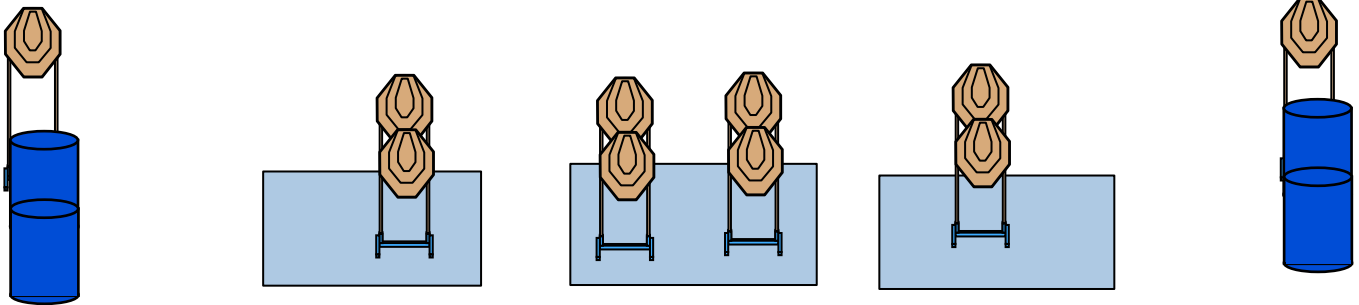
Best 1 per paper,

START-STOP:

Audible - Last shot

RULES:

USPSA Practical Shooting Handbook, latest edition.



Bay 10



Central Arkansas Shooters Assn. **CASA**

Shorty II

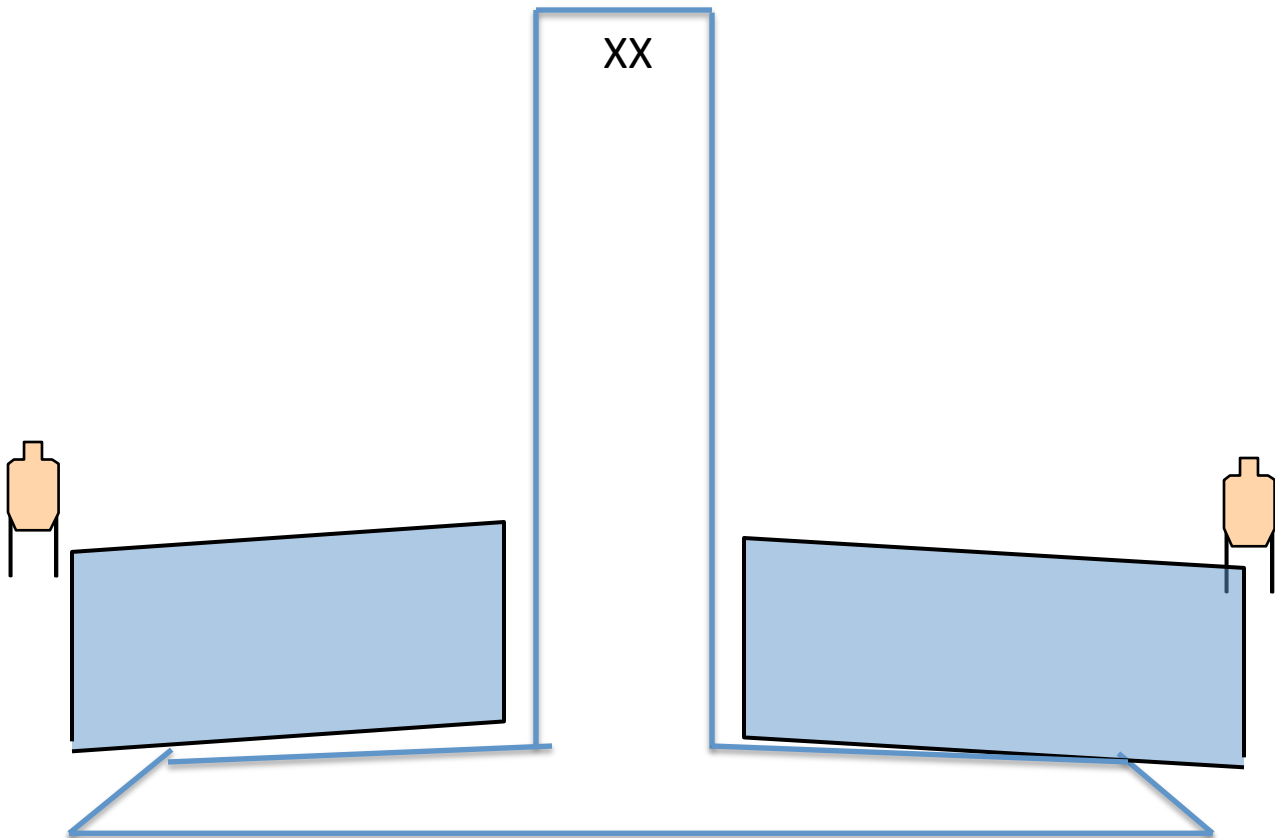
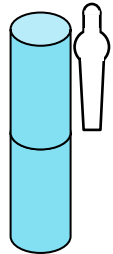
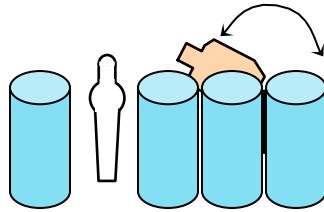
COURSE DESIGNER: Goose



START POSITION: Standing in shooting area, toes on X's, gun loaded and holstered in accordance with rule 8.1.

STAGE PROCEDURE:
On signal engage targets from within fault lines

SCORING: Comstock, 8 rounds, 40 pts
TARGETS: 3 Metric, 0 Plates, 0 MP, 2 PP
SORED HITS: Best 2 per paper, KD Steel
START-STOP: Audible - Last shot
RULES: USPSA Practical Shooting Handbook, latest edition.



Bay 12



Central Arkansas Shooters Assn. **CASA**

3X

COURSE DESIGNER: Goose



START POSITION: Standing in shooting area, toes on XXs and facing up-range, gun loaded and holstered in accordance with rule 8.1. **NOTE:** Start with door open

STAGE PROCEDURE:
On signal engage targets from within fault lines

SCORING: Comstock, 23 rounds, 115 pts
TARGETS: 7 Metric, 0 Plates, 0 MP, 2 PP
SORED HITS: Best 3 per paper, KD Steel
START-STOP: Audible - Last shot
RULES: USPSA Practical Shooting Handbook, latest edition.

