
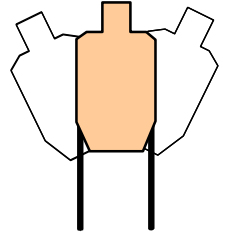




CASA USPSA August 2, 2015



134 rounds Minimum



START POSITION: Standing with toes on X's, hands relaxed at sides Handgun loaded to division capacity and holstered per rule 8.1.

STAGE PROCEDURE:

Upon start signal engage targets as they become visible from within the fault lines

THREE SHOTS PER PAPER.

SCORING:

Comstock, 32 rounds, 160 points

TARGETS:

10 Classic, 2 PP

SCORED HITS:

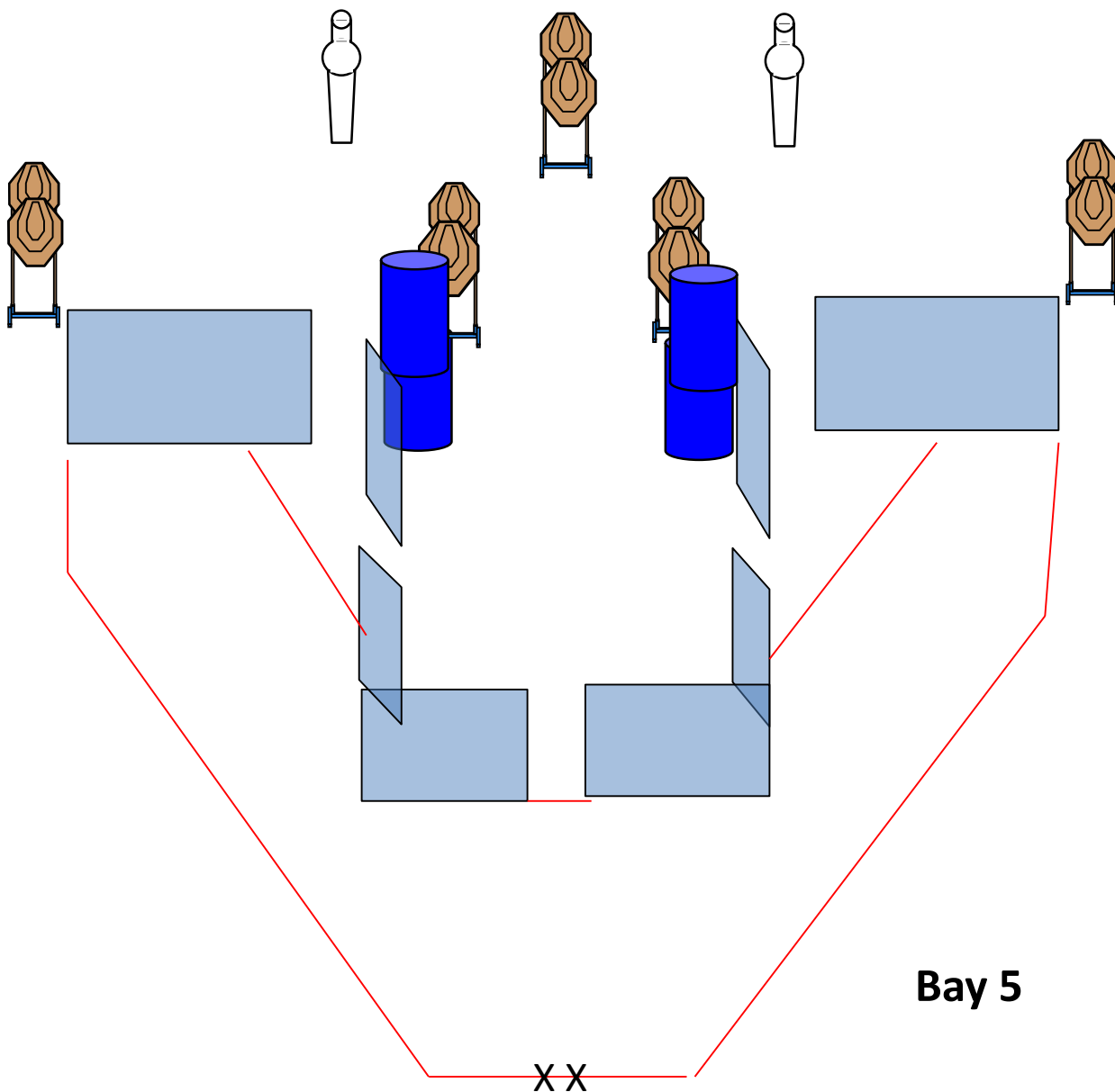
Best 2 per paper,

START-STOP:

Audible - Last shot

RULES:

USPSA Practical Shooting Handbook, latest edition.



Bay 5



CM 09-03

Oh No

RULES: USPSA Rule Book, Current Edition

COURSE DESIGNER: 1911 Single Stack Design Team

START POSITION: Standing in shooting area behind table, hands naturally at sides, loaded firearm and extra ammo on table.

STAGE PROCEDURE

String 1: On signal, engage targets with only two rounds each.

String 2: On signal, engage each target with only two rounds each.

Both strings will start with gun on the table. All ammo for the stage will be on the table. Gun is not to be propped up in any manner. All rounds must be fired from within the shooting area.

SCORING

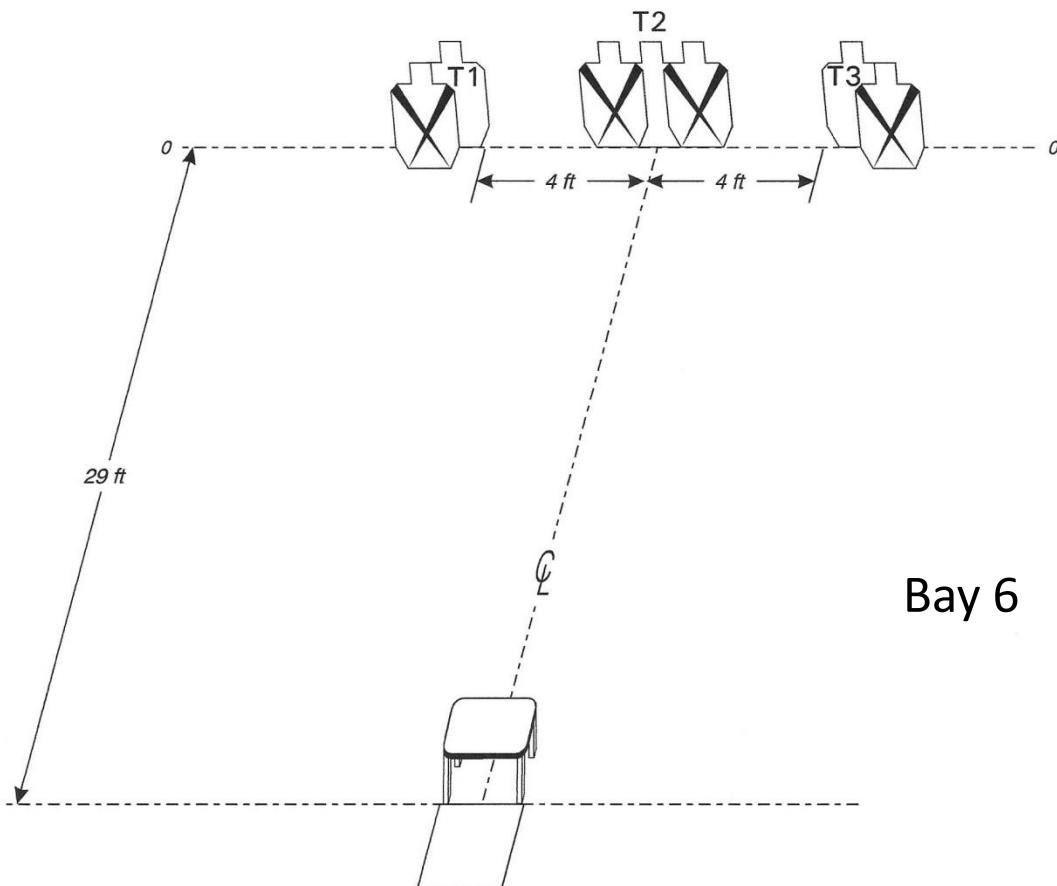
SCORING: Virginia Count, 12 rounds, 60 points

TARGETS: 3 IPSC

SCORED HITS: Best 4/paper

START - STOP: Audible - Last shot

PENALTIES: Per current edition of USPSA Rule Book.



SETUP NOTES: Shoot targets are 58 inches high at shoulders. Table top is 30 inches high. No-shoots on T1 and T3 are set so top of no-shoot is even with top of shoulder and the no-shoot's scoring line is vertically in the middle of the A-zone scoring line. No-shoots on T2



are set so the scoring lines overlay the A-zone scoring lines. T2 and both no-shoots are set to the same height.

Central Arkansas Shooters Assn. **CASA**

A Complex Plan

COURSE DESIGNER: JWK



START POSITION: Standing behind table facing up range hands at sides, gun UNLOADED and placed on the table with the muzzle pointed down range. Magazines on belt.

STAGE PROCEDURE:

Upon start signal turn then engage targets as they become visible from within the fault lines.

SCORING:

Comstock, 30 rounds, 150 points

TARGETS:

15 Metric

SCORED HITS:

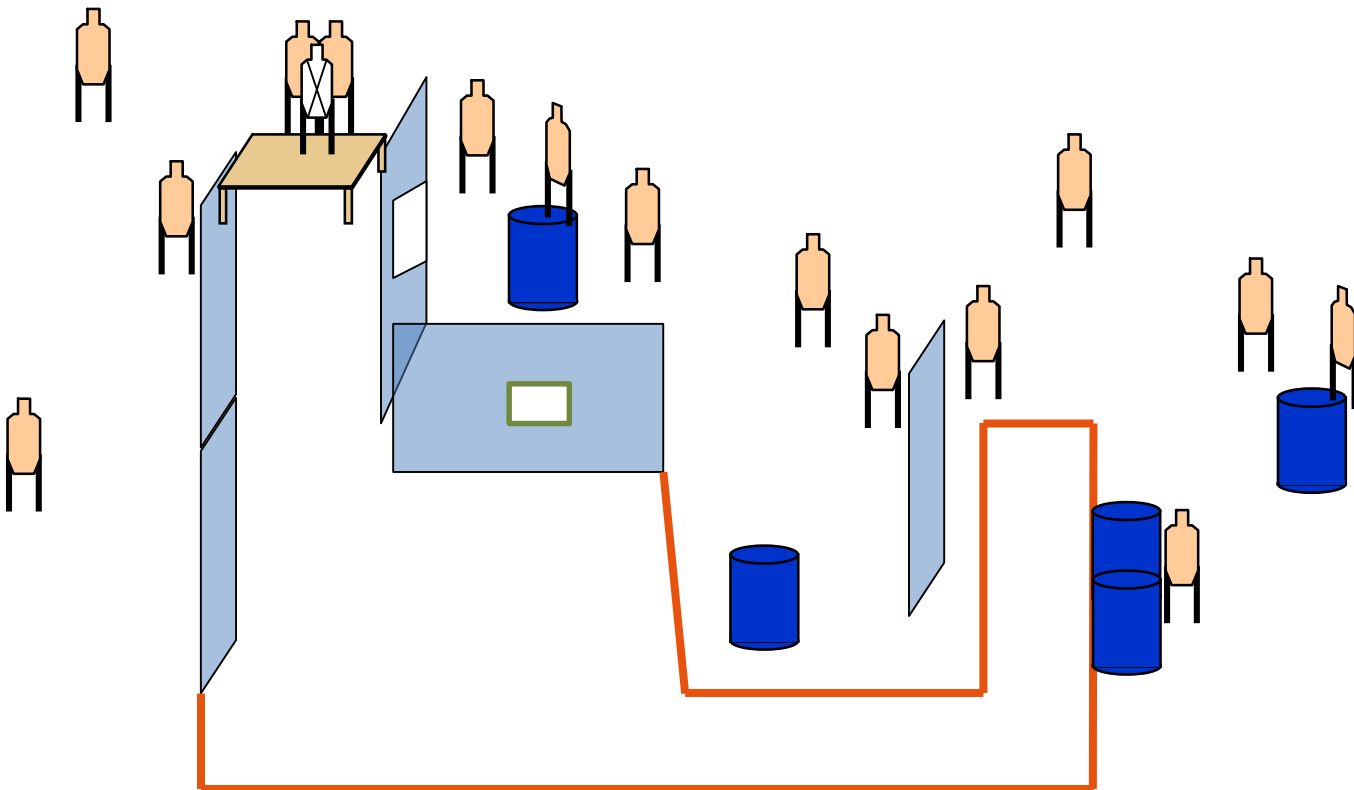
Best 2 per paper,

START-STOP:

Audible - Last shot

RULES:

USPSA Practical Shooting Handbook, latest edition.



Bay 7

Central Arkansas Shooters Assn. **CASA**

Low T

COURSE DESIGNER: JWK



START POSITION: Standing with toes on X's, hands relaxed at sides. Handgun loaded and holstered per rule 8.1.

STAGE PROCEDURE:

Upon start signal engage targets as they become visible from within the fault lines

SCORING:

Comstock, 28 rounds,

TARGETS:

14 Classic,

SCORED HITS:

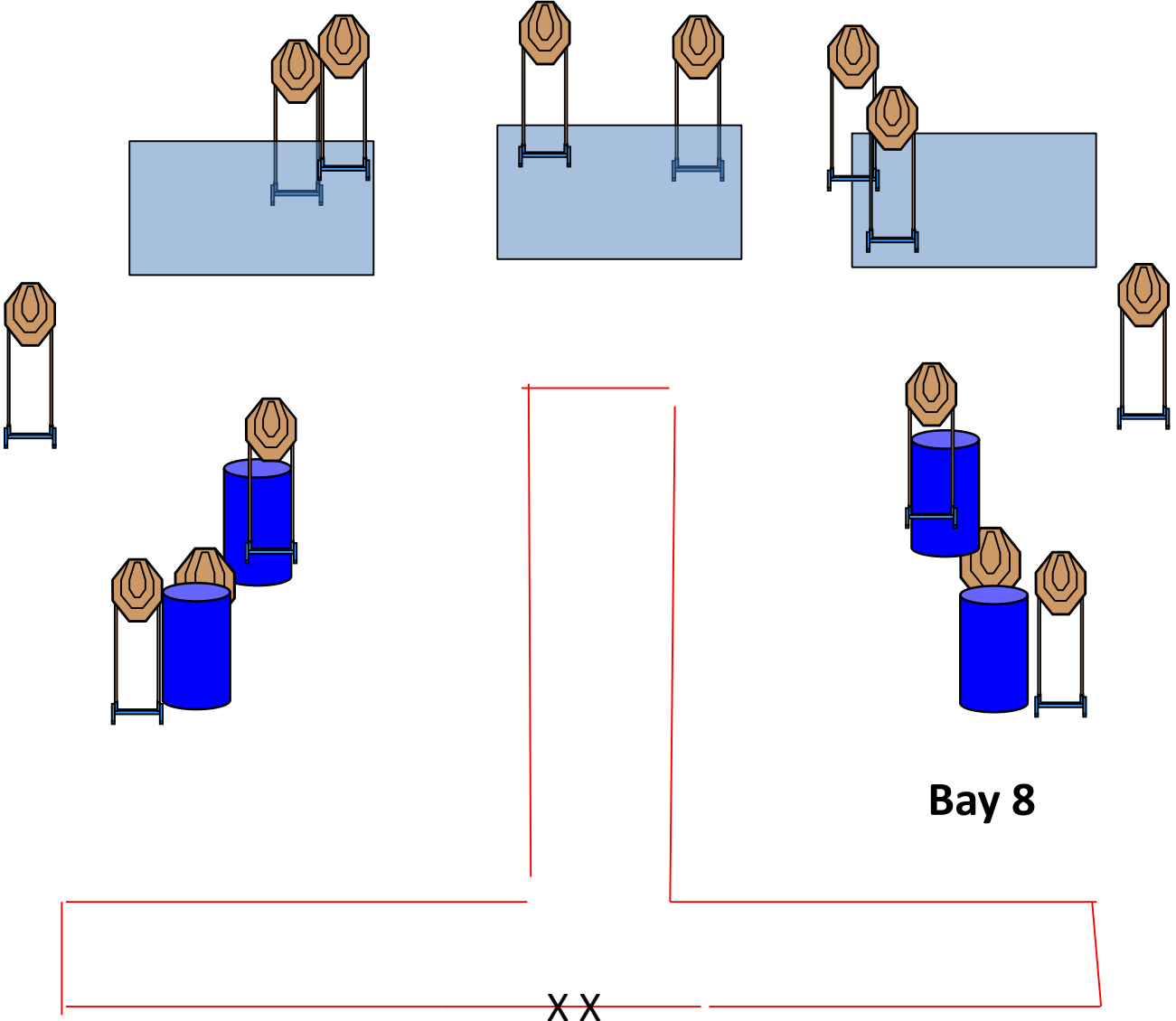
Best 2 per paper,

START-STOP:

Audible - Last shot

RULES:

USPSA Practical Shooting Handbook, latest edition.



Central Arkansas Shooters Assn. **CASA**

Snake

COURSE DESIGNER: JWK



START POSITION: Standing with hands on X's, hands above shoulders. Handgun loaded and holstered per rule 8.1.

STAGE PROCEDURE:

Upon start signal engage targets as they become visible from within the fault lines.

SCORING:

Comstock, 32 rounds 160 points

TARGETS:

16 Classic,

SCORED HITS:

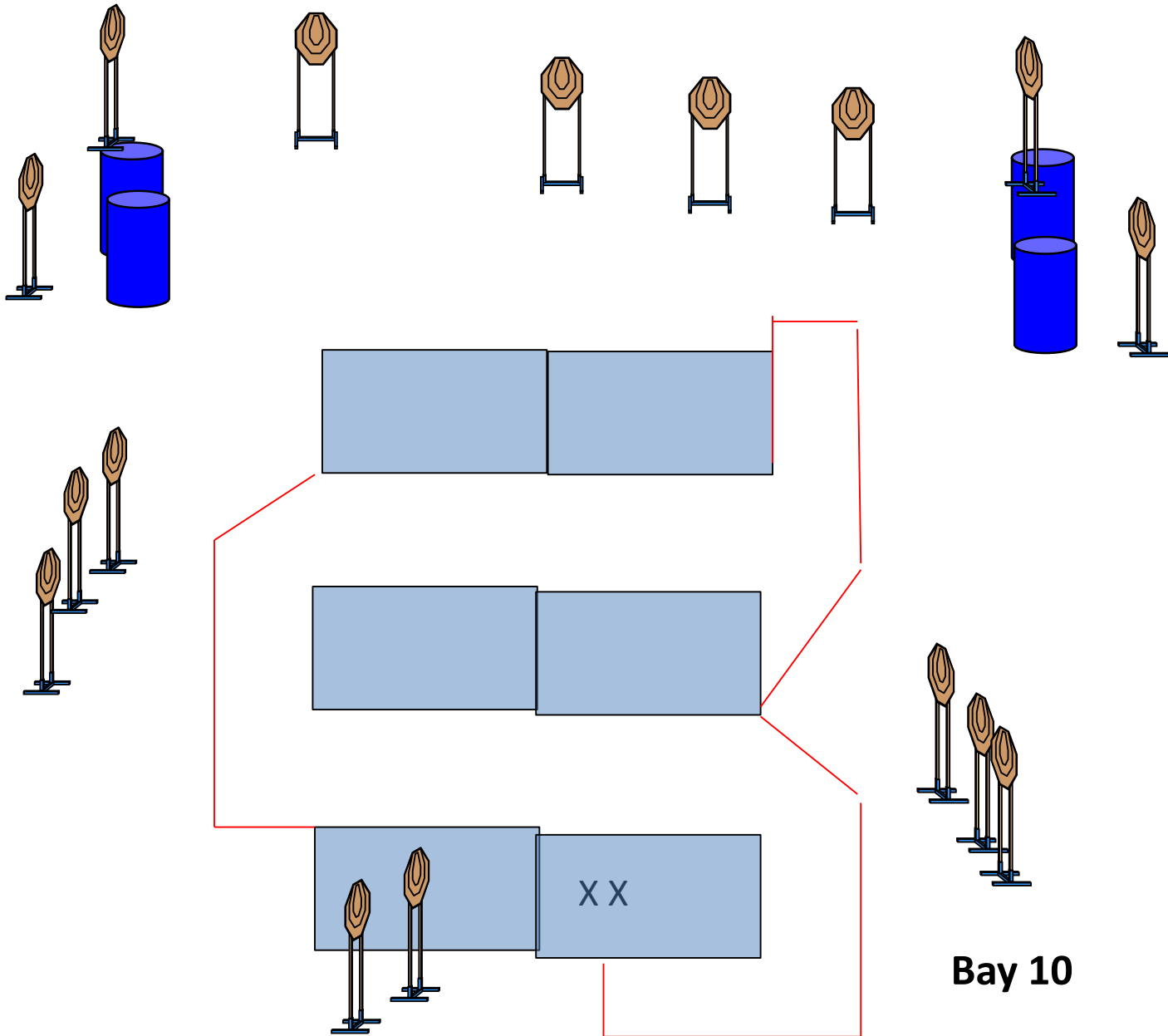
Best 2 per paper,

START-STOP:

Audible - Last shot

RULES:

USPSA Practical Shooting Handbook, latest edition.



Bay 10