
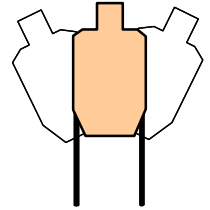




# CASA

## USPSA Match

### March 8, 2015



**Minimum 130+ rounds required**

Central Arkansas Shooters Assn. **CASA**

**Hold On**

COURSE DESIGNER: CASA USPSA Design Team



**START POSITION:** Standing with feet on either set of X's, holding the handle.

**STAGE PROCEDURE:**

Upon start signal engage targets as they become visible from within the fault lines.

All shots must be fired while holding handle

**SCORING:**

Comstock, 14 rounds, 70 points

**TARGETS:**

7 IPSC,

**SCORED HITS:**

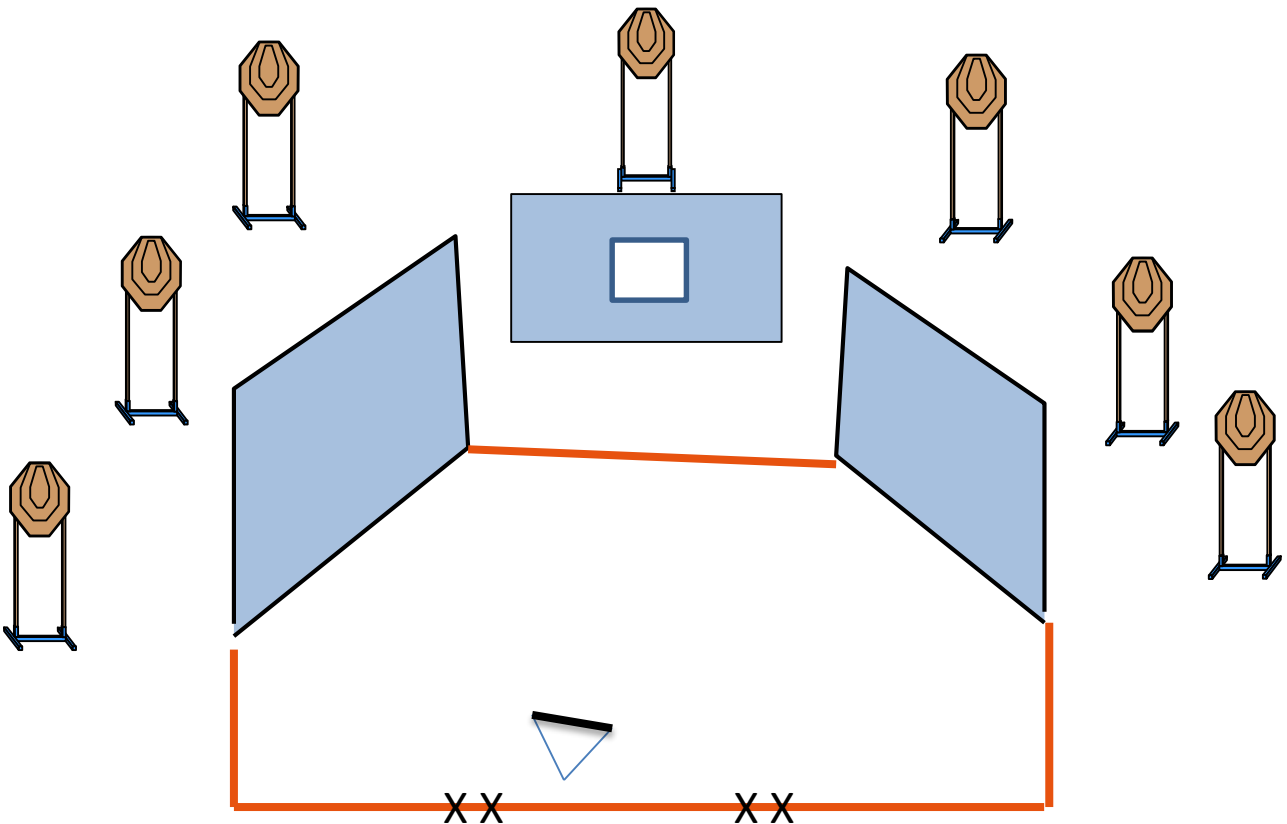
Best 2 per paper, KD steel = 1A

**START-STOP:**

Audible - Last shot

**RULES:**

USPSA Practical Shooting Handbook, latest edition.



Bay 4

Central Arkansas Shooters Assn. **CASA**

## Out of Order

COURSE DESIGNER: CASA USPSA Design Team



**START POSITION:** Standing with hands of X's.

### STAGE PROCEDURE:

Upon start signal engage targets as they become visible from within the fault lines.

P1 activates T1; P2 activates T2; P3 activates T3. There are no disappearing targets

### SCORING:

Comstock, 11 rounds, 70 points

### TARGETS:

4 IPSC, 3 PP

### SCORED HITS:

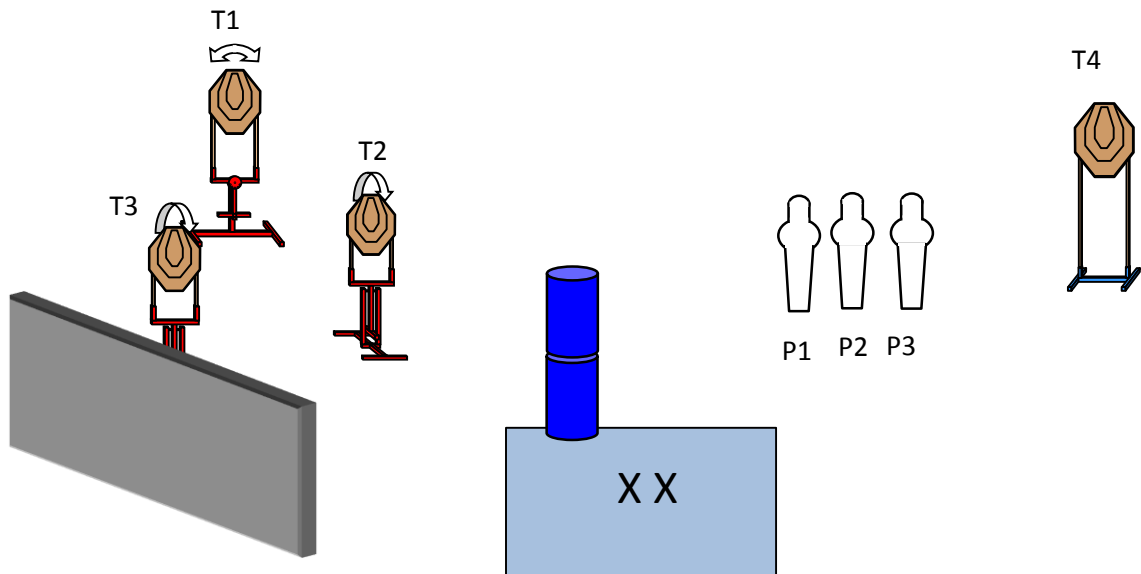
Best 2 per paper, KD steel = 1A

### START-STOP:

Audible - Last shot

### RULES:

USPSA Practical Shooting Handbook, latest edition.



Bay 5



RULES: USPSA Rule Book, Current Edition

COURSE DESIGNER: George Jones

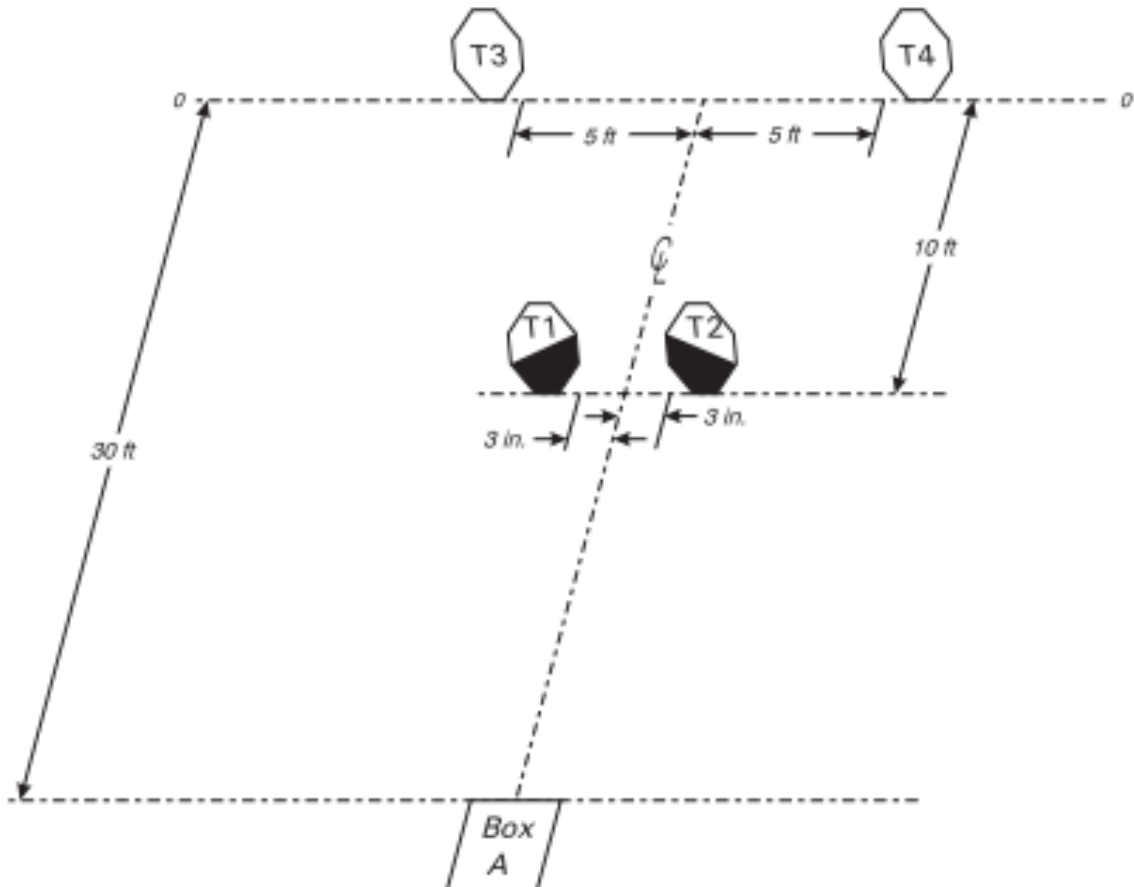
**START POSITION:** Standing in Box A, hands above shoulders. Handgun is loaded and holstered as per ready condition in rule 8.1.1 and 8.1.2.

### STAGE PROCEDURE

- String 1: From Box A only, engage T1•T4 with only one round each freestyle, then perform a mandatory reload, then re-engage T1•T4 with one round each freestyle.
- String 2: From Box A only, engage T1•T4 with only one round each freestyle, then perform a mandatory reload, then re-engage T1•T4 with one round each strong hand only.
- String 3: From Box A only, engage T1•T4 with one round each weak hand only.

### SCORING

- SCORING:** Virginia Count, 20 rounds, 100 points
- TARGETS:** 4 Classic
- SCORED HITS:** Best 5/paper
- START - STOP:** Audible • Last shot
- PENALTIES:** Per current edition of USPSA Rule Book.



**SETUP NOTES:** T1 and T2 are 4.5 feet high at top of target. Set targets T1 and T2 six inches apart edge to edge. T3 and T4 are 4 feet high at top of target. Box A is 3 feet by 3 feet.



Bay 6

Central Arkansas Shooters Assn. **CASA**

**Funnel V2.0**

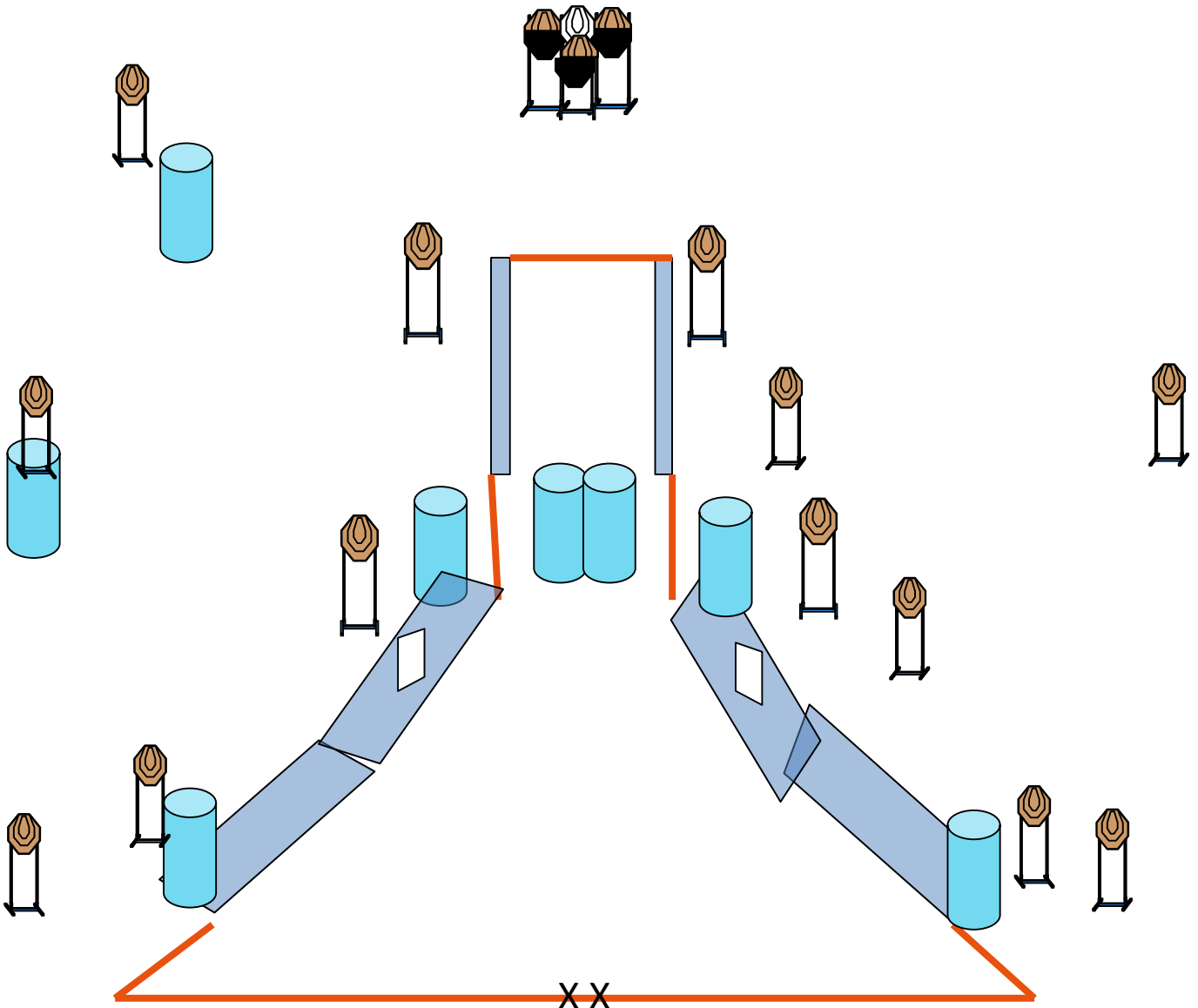
COURSE DESIGNER: JWK



**START POSITION:** Standing with toes touching X's facing downrange.

**STAGE PROCEDURE:**  
Upon start signal, engage targets from within fault lines as they become visible.

**SCORING:** Comstock, 32 rounds, 160 points  
**TARGETS:** 16 IPSC,  
**SCORED HITS:** Best 2 per paper,  
**START-STOP:** Audible - Last shot  
**RULES:** USPSA Practical Shooting Handbook, latest edition.



Bay 7

Central Arkansas Shooters Assn. **CASA**

2.2.1.5

COURSE DESIGNER: CASA USPSA Design Team



**START POSITION:** Standing with hands on either set of X's.

**STAGE PROCEDURE:**

Upon start signal step into the shooting area engage targets as they become visible from within the fault lines

\*\*\* SEE SPECIAL RULE BELOW \*\*\*

**SCORING:**

Comstock, 26 rounds, 140 points

**TARGETS:**

12 IPSC, 2 PP

**SCORED HITS:**

Best 2 per paper, KD steel = 1A

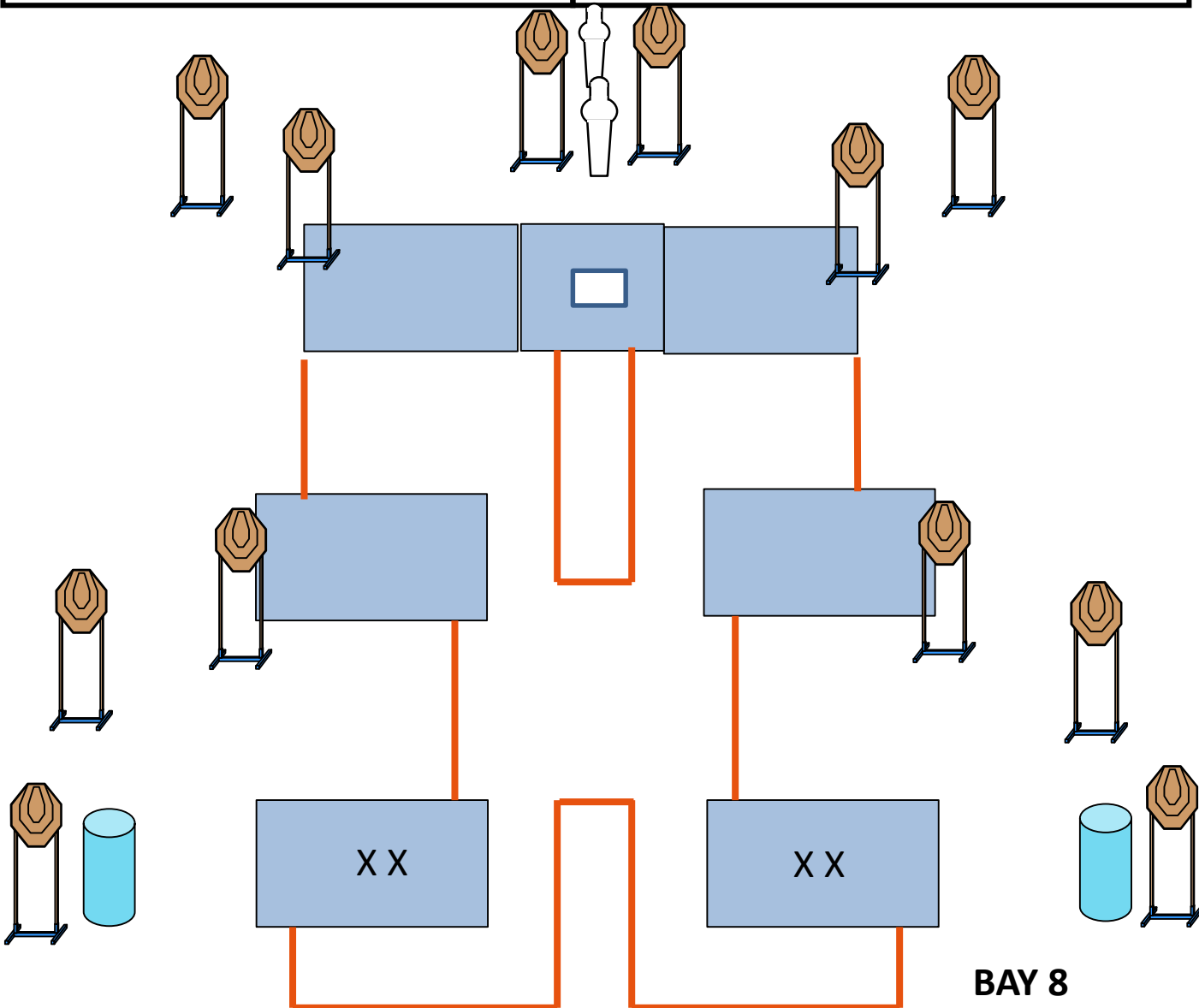
**START-STOP:**

Audible - Last shot

**RULES:**

USPSA Practical Shooting Handbook, SPECIAL RULE

BELOW



2.2.1.5 - .If a COF has a passageway visibly delineated by fault lines and/or a clearly demarcated shooting area, any competitor who takes a shortcut outside the passageway and/or shooting area will incur one procedural penalty for each shot fired after beginning the shortcut

Central Arkansas Shooters Assn. **CASA**

## Walk the Line

COURSE DESIGNER: CASA USPSA Design Team



**START POSITION:** Standing with feet of X's.

**STAGE PROCEDURE:**

Upon start engage targets as they become visible from within the fault lines.

**SCORING:**

Comstock, 25 rounds, 130 points

**TARGETS:**

12 IPSC, 1 PP

**SCORED HITS:**

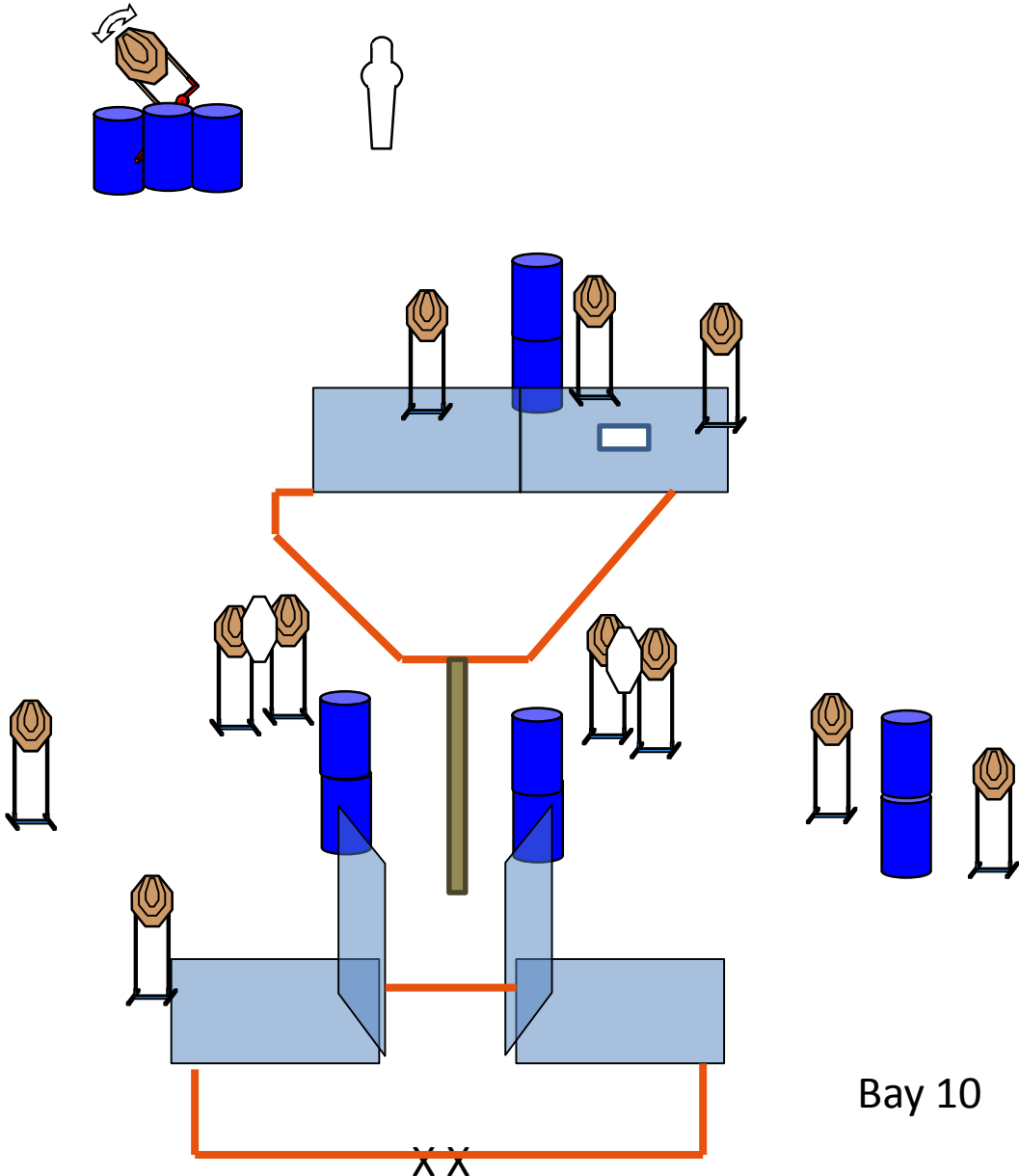
Best 2 per paper, KD steel = 1A

**START-STOP:**

Audible - Last shot

**RULES:**

USPSA Practical Shooting Handbook, latest edition.



Bay 10

Central Arkansas Shooters Assn. **CASA**

## JK's Revenge

COURSE DESIGNER: CASA USPSA Design Team



**START POSITION:** Standing outside of the shooting area.

**STAGE PROCEDURE:**

Upon start signal step into the shooting area engage targets as they become visible from within the fault lines.

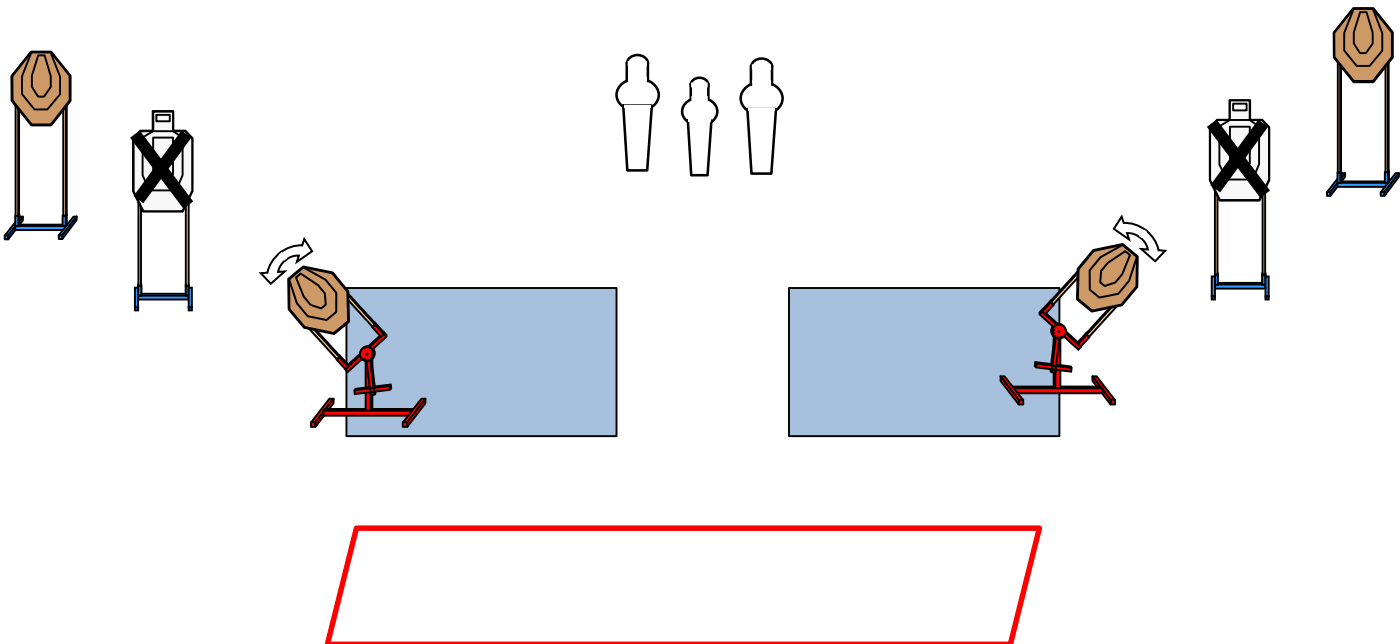
**SCORING:** Comstock, 11 rounds, 70 points

**TARGETS:** 4 IPSC, 3 PP

**SCORED HITS:** Best 2 per paper, KD steel = 1A

**START-STOP:** Audible - Last shot

**RULES:** USPSA Practical Shooting Handbook, latest edition.



Bay 11