
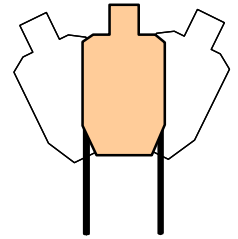




CASA

USPSA Match

February 1, 2015



Minimum 158 rounds required

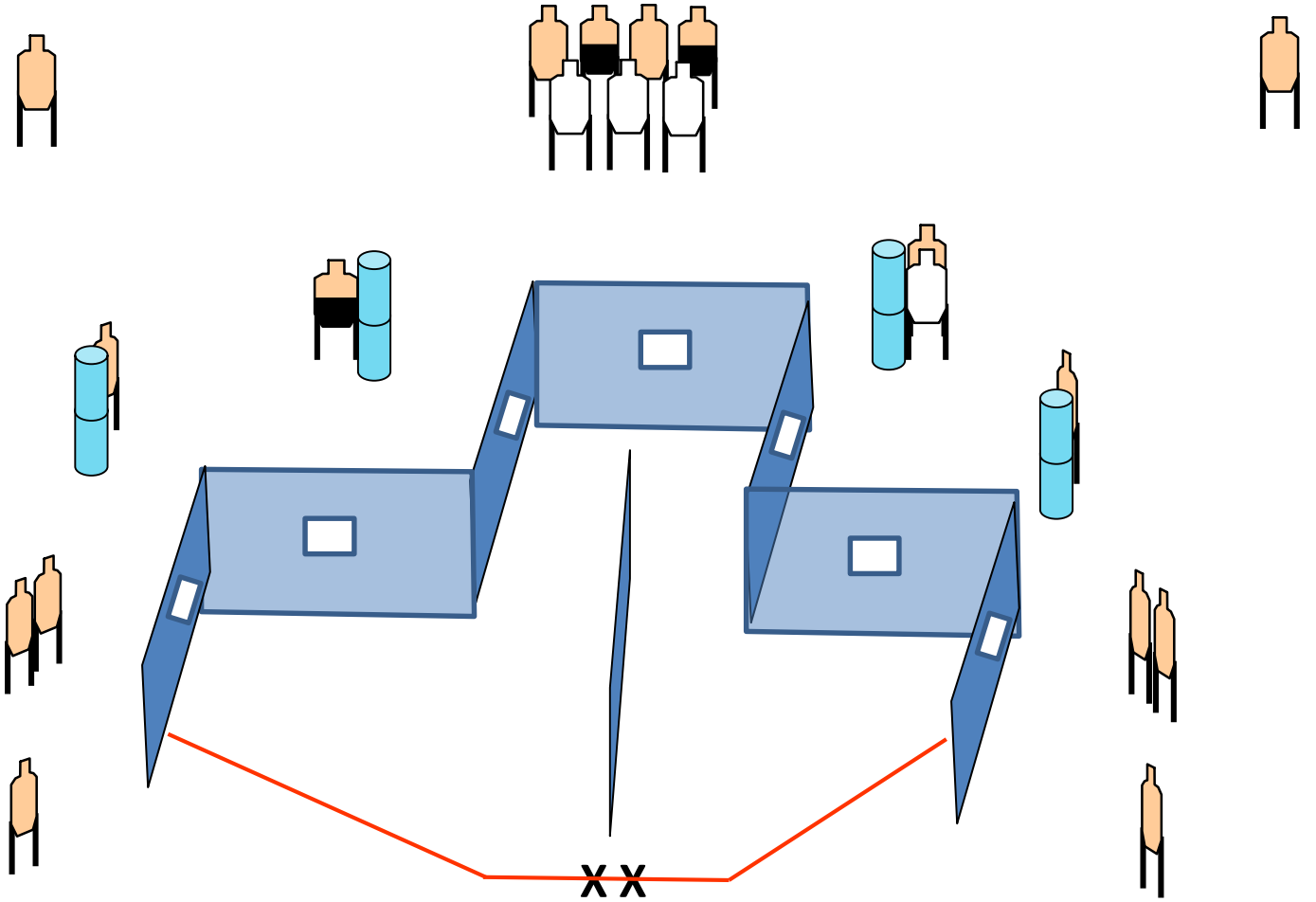


Central Arkansas Shooters Assn. **CASA**
Ports Ports and more Ports
 COURSE DESIGNER: CASA Design Team



START POSITION: Facing down range with heels touching X's, hands naturally relaxed at sides with handgun loaded and holstered per rule 8.1.

<p>STAGE PROCEDURE:</p> <p>Upon start signal, engage targets as they become visible from within the fault lines.</p>	<p>SCORING: Comstock, 32 rounds, 160 points</p> <p>TARGETS: 16 Metric</p> <p>SCORED HITS: Best 2 per paper</p> <p>START-STOP: Audible - Last shot</p> <p>RULES: USPSA Practical Shooting Handbook, latest edition.</p>
---	---





CM 99-08

Melody Line

RULES: Practical Shooting Handbook, Latest Edition **COURSE DESIGNER:** Mike Davis — Modifications by US Design Team

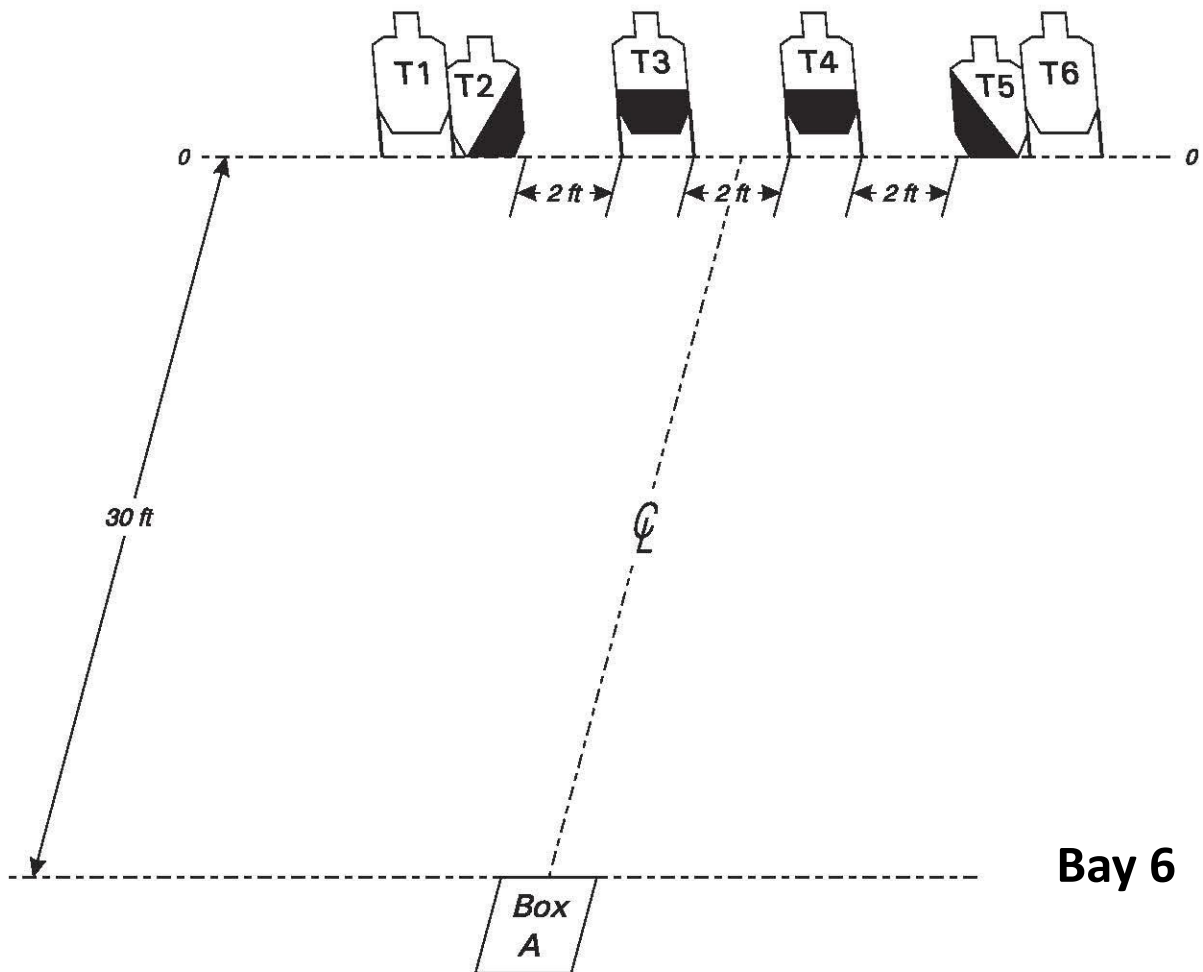
START POSITION: Standing in Box A, back to targets, toes of both feet against rear fault line of Box A, both wrists above respective shoulders. Handgun is loaded and holstered as per ready condition in rule 8.1.1 and 8.1.2.

STAGE PROCEDURE

Upon start signal, turn, then draw and from Box A engage T1-T6 with only one round per target, then make a mandatory reload and from Box A engage T1-T6 with only one round per target.

SCORING

SCORING: Virginia Count, 12 rounds, 60 points
TARGETS: 6 IPSC
SCORED HITS: Best 2/paper
START - STOP: Audible - Last shot
PENALTIES: Per current edition USPSA Practical Shooting Handbook.
Failure to perform mandatory reload will result in one procedural penalty per shot fired.



SETUP NOTES: Set T1, T3, T4, and T6 to 5 feet high at shoulders. T2 and T5 are set so top of upper A zones are parallel with top of shoulder on adjacent target. Outer non-scoring edges of T1-T2 and T5-T6



butt together. Other targets are spaced two feet apart edge to edge. Shooting box is 3 feet by 3 feet. Hard cover on T3 & T4 is to bottom perforation of lower A zone. Hard cover on T2 & T5 is as shown.



Central Arkansas Shooters Assn. **CASA**

Lot O Rounds

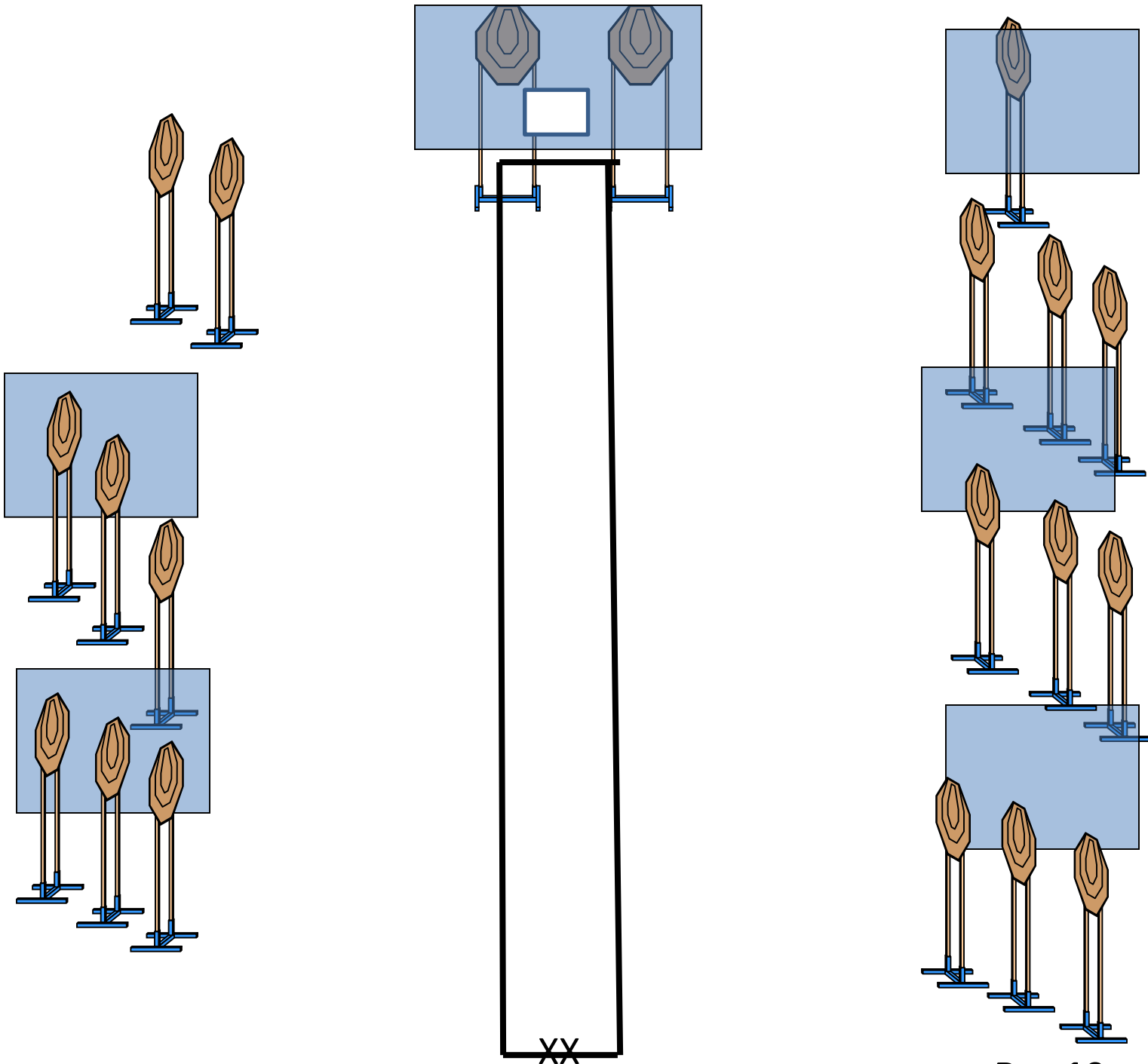
COURSE DESIGNER: CASA Design Team



START POSITION: Heels on XXs, facing up-range, hands above shoulders. Gun loaded and holstered per rule 8.1.

STAGE PROCEDURE:
On signal engage targets from within shooting area.

SCORING: Comstock, 40 rounds, 200 points
TARGETS: 20 Classic, 0 Plates, 0 MP, 0 PP
SORED HITS: Best 2 per paper
START-STOP: Audible - Last shot
RULES: USPSA Practical Shooting Handbook, latest edition.



Bay 10



Central Arkansas Shooters Assn. **CASA**
 COURSE DESIGNER: CASA Design Team
DOWN and DIRTY



START POSITION: Standing in BOX A facing UPRANGE. Handgun loaded and holstered per Rule 8.1.1 AND 8.1.2

STAGE PROCEDURE:

Upon start signal, engage targets as they become visible from within AREA B.

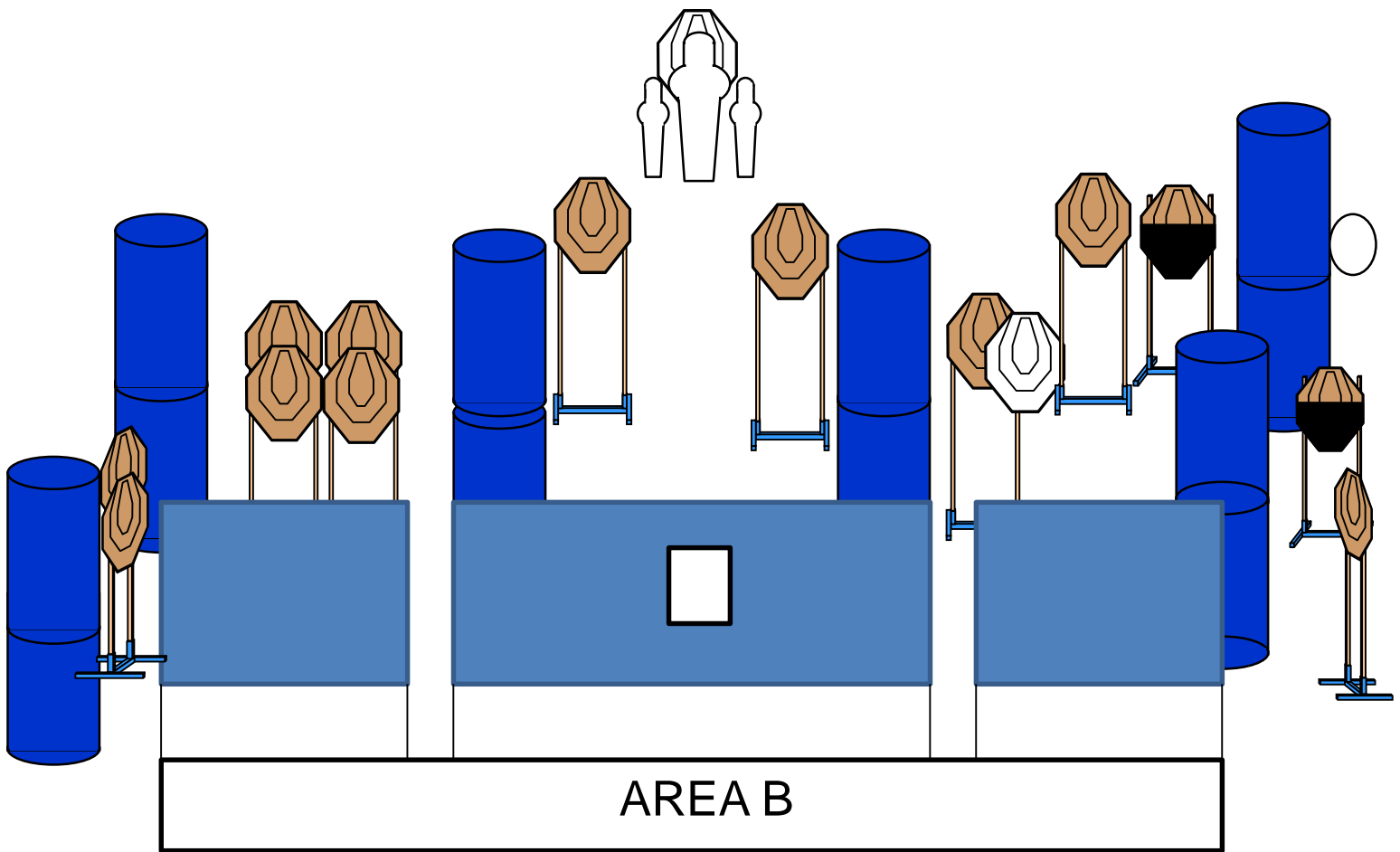
SCORING: COMSTOCK, 30 ROUNDS, 150 PTS

TARGETS: 13 IPSC,, 1 PP, 2 Mini P, 1 PLATE

START-STOP: Audible - Last shot

SCORED HITS: Best 2 per paper, KD steel = 1A

RULES: USPSA Practical Shooting Handbook, latest edition.



BOX
A

Bay 12



Central Arkansas Shooters Assn. **CASA**

DANG IT DON!

COURSE DESIGNER: CASA Design Team



START POSITION: Standing with palms over Xs. Handgun loaded and holstered as per rule 8.1

STAGE PROCEDURE:

Upon start signal, engage targets as they become visible from within the fault lines.

SCORING:

Comstock, 44 rounds, 220 points

TARGETS:

16 IPSC, 6 MP, 6 PP

SCORED HITS:

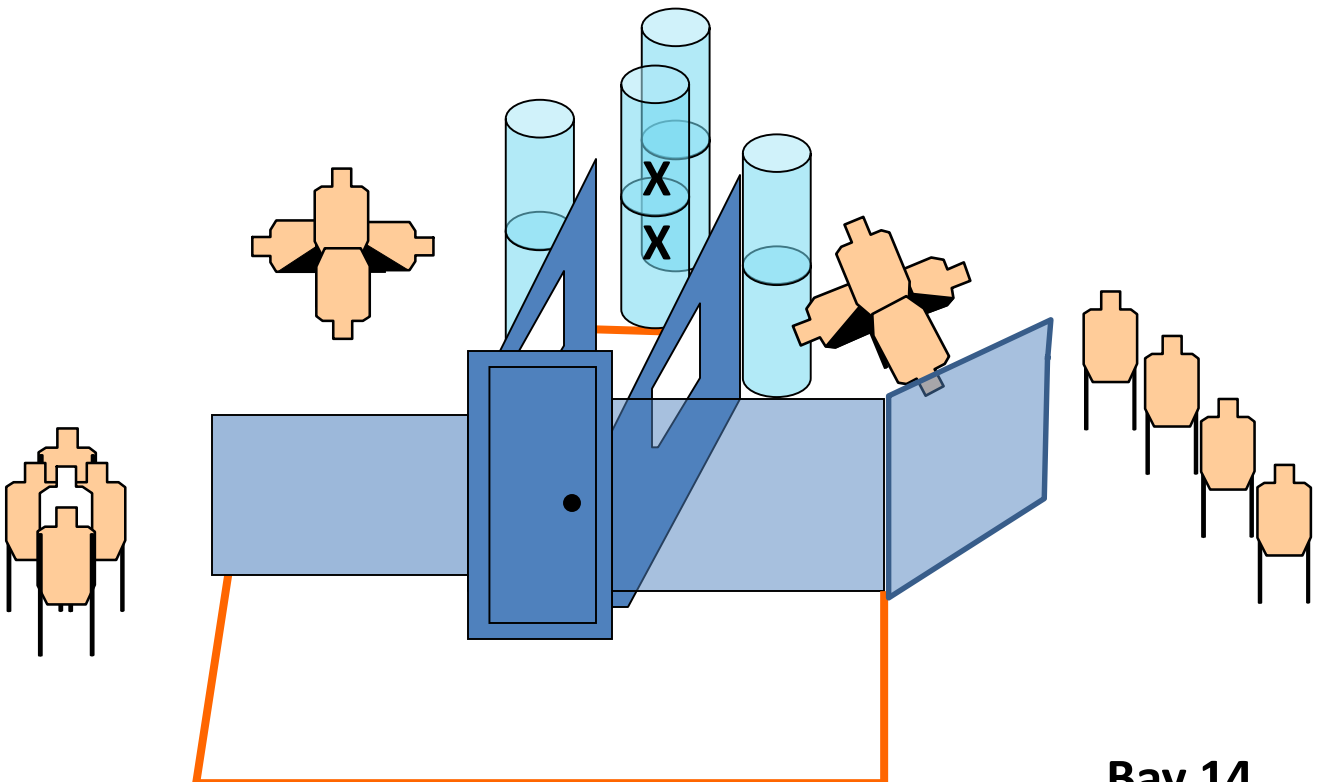
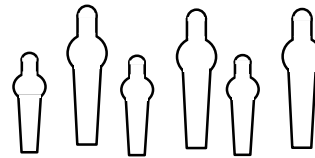
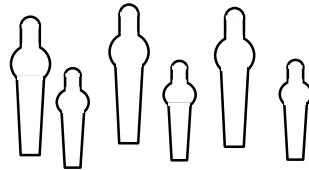
Best 2 per paper, KD steel = 1A

START-STOP:

Audible - Last shot

RULES:

USPSA Practical Shooting Handbook, latest edition.



Bay 14