
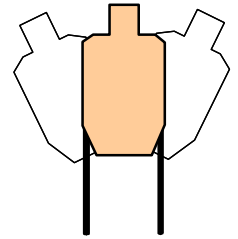




CASA

USPSA Match

September 7, 2014



Minimum 165 rounds required

Central Arkansas Shooters Assn. **CASA**

Hammer the Donut Poppers

COURSE DESIGNER: Bob Houston



START POSITION: Seated in chair hands on knees. Gun is loaded and unsupported on the table centered on the X with muzzle downrange.

STAGE PROCEDURE:

Upon start signal retrieve gun then engage targets as they become visible from within the fault lines. PP1-PP4 must be engaged thru the barrel.

SCORING:

Comstock, 30 rounds, 150 points

TARGETS:

12 Metric, 4 PP, 2 Plates

SCORED HITS:

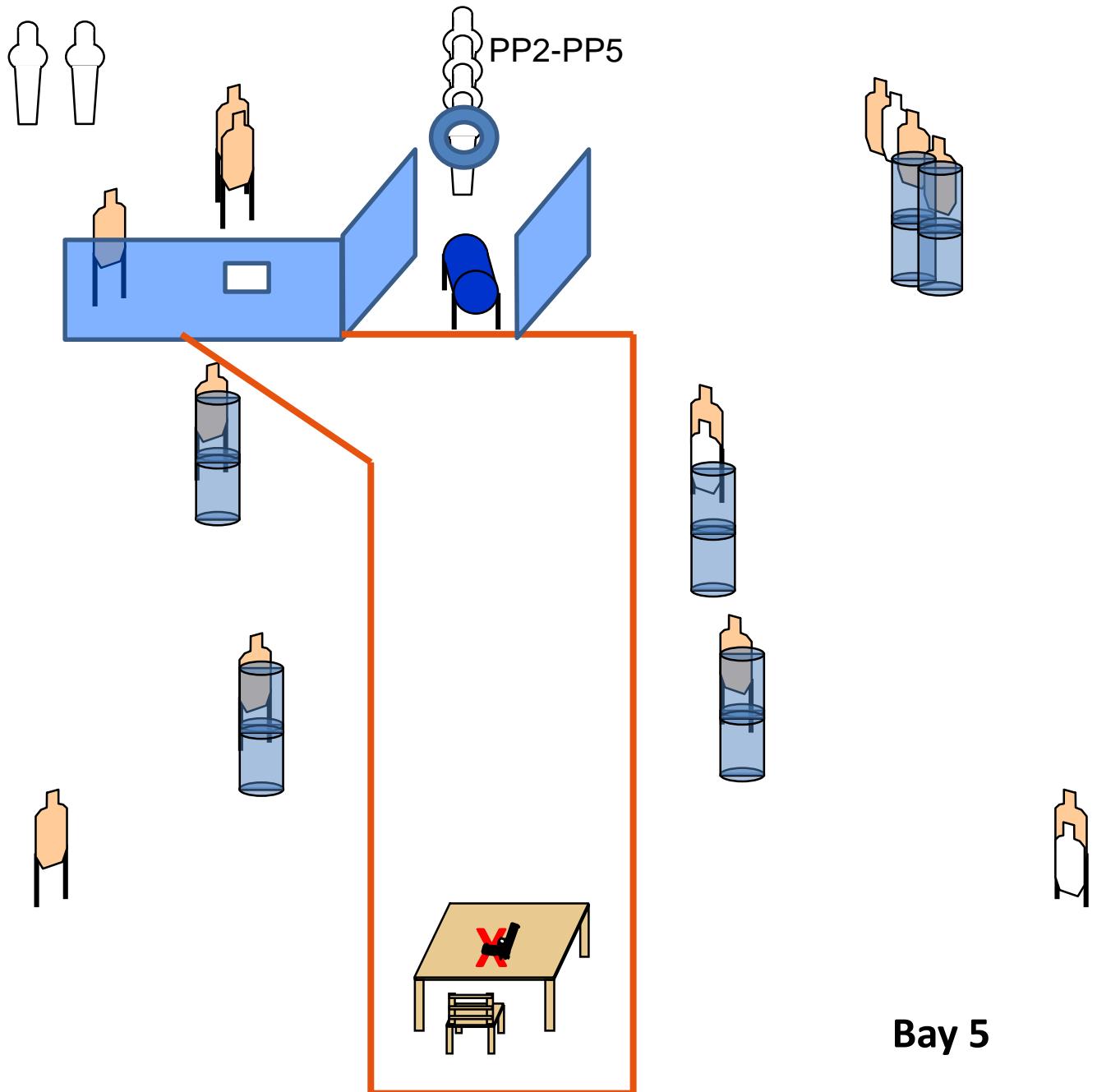
Best 2 per paper, KD steel = 1A

START-STOP:

Audible - Last shot

RULES:

USPSA Practical Shooting Handbook, latest edition.





RULES: USPSA Rule Book, Current Edition

COURSE DESIGNER: Mark Ramsey and John Golson

START POSITION: Standing erect in Box A, arms hanging naturally at sides. Handgun is loaded and holstered as per ready condition in rule 8.1.1 and 8.1.2.

STAGE PROCEDURE

On signal, from Box A only:

String 1: Engage T1 with five rounds only. Perform a mandatory reload and engage T2 with five rounds only.

String 2: Engage T3 with five rounds only. Perform a mandatory reload and engage T4 with five rounds only.

Targets within a string may be engaged in any order without penalty

SCORING

SCORING: Virginia Count, 20 rounds, 100 points

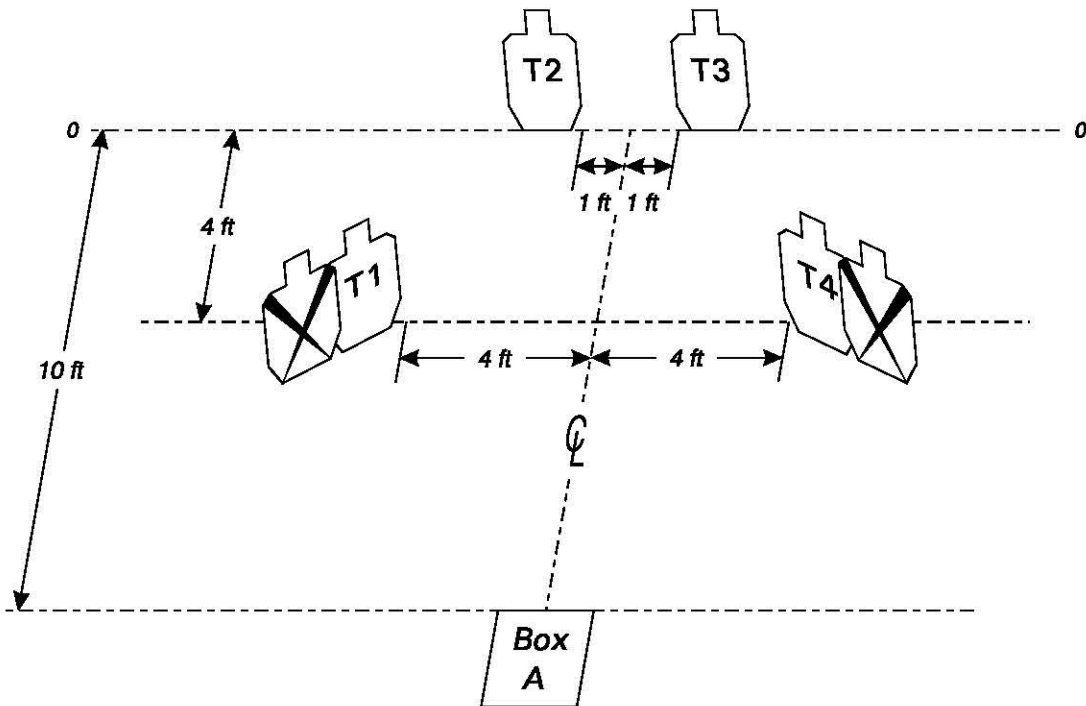
TARGETS: 4 IPSC

SCORED HITS: Best 5/paper

START - STOP: Audible - Last shot

PENALTIES: Per current edition of USPSA Rule Book.

Failure to perform reload is per-shot-fired penalty.



SETUP NOTES: Set targets T1 and T4 to 4 feet high at shoulders and angled at 45 degrees from the center line. Set targets T2 and T3 to 5 feet at shoulders. Scoring lines of no-shoots overlay C-zone scoring lines



of targets. Bottom of no-shoot is even with bottom of target. Box A is 3 feet by 3 feet.

Central Arkansas Shooters Assn. **CASA**

Funnel

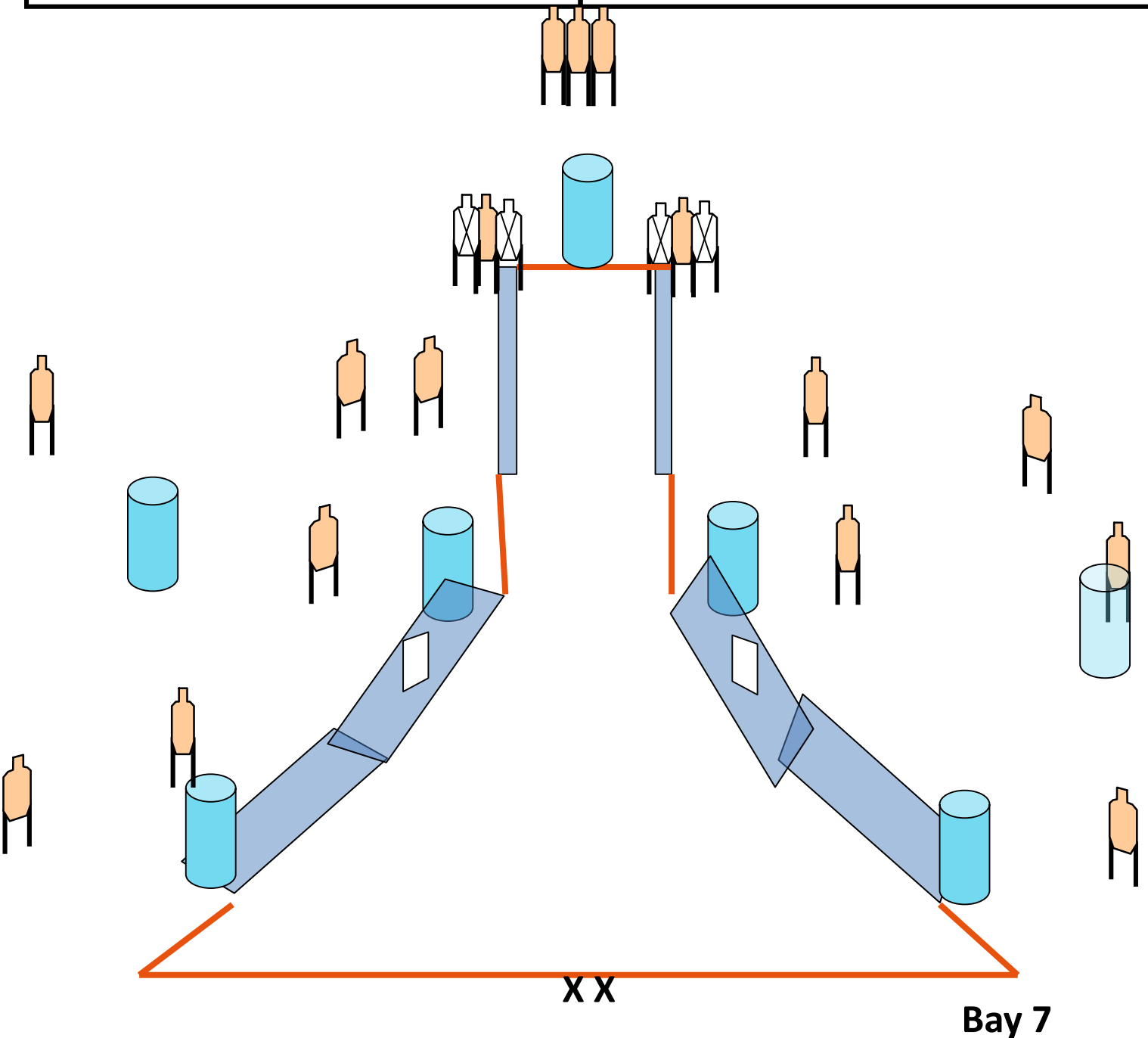
COURSE DESIGNER: JWK



START POSITION: Standing with toes touching X's facing downrange.

STAGE PROCEDURE:
Upon start signal, engage targets from within fault lines as they become visible.

SCORING: Comstock, 32 rounds, 170 points
TARGETS: 16 IPSC,
SCORED HITS: Best 2 per paper,
START-STOP: Audible - Last shot
RULES: USPSA Practical Shooting Handbook, latest edition.





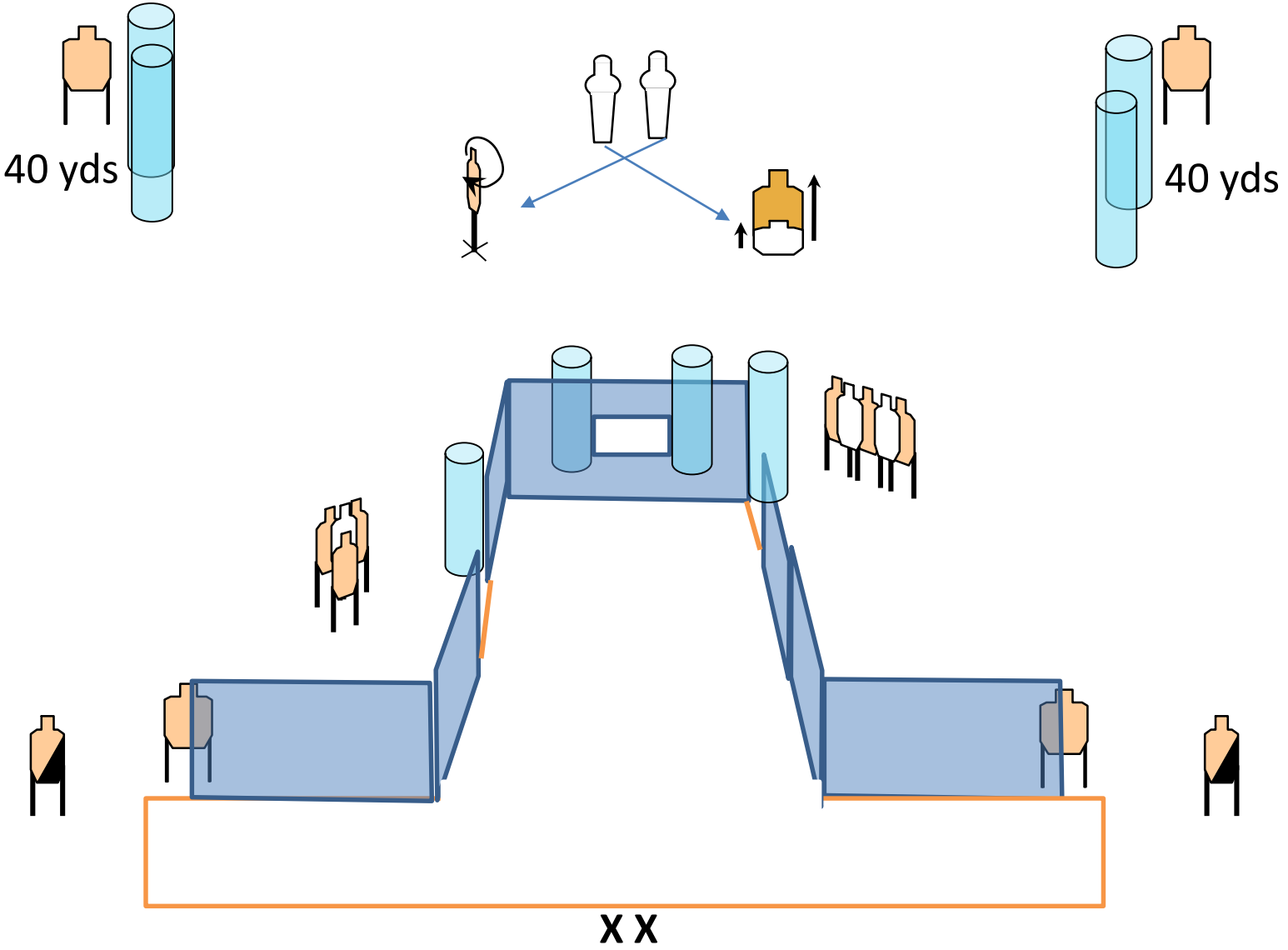
Central Arkansas Shooters Assn. **CASA**
This Is Just Wrong!
 COURSE DESIGNER: CASA Design Team



START POSITION: Facing down range with heels touching either set of Xs, hands naturally relaxed at sides with handgun loaded and holstered per rule 8.1.

STAGE PROCEDURE:
 Upon start signal, engage targets as they become visible from within the fault lines.

SCORING: Comstock, 30 rounds, 150 points
TARGETS: 14 Metric, 2 PP
SCORED HITS: Best 2 per paper, KD steel = 1A
START-STOP: Audible - Last shot
RULES: USPSA Practical Shooting Handbook, latest edition.





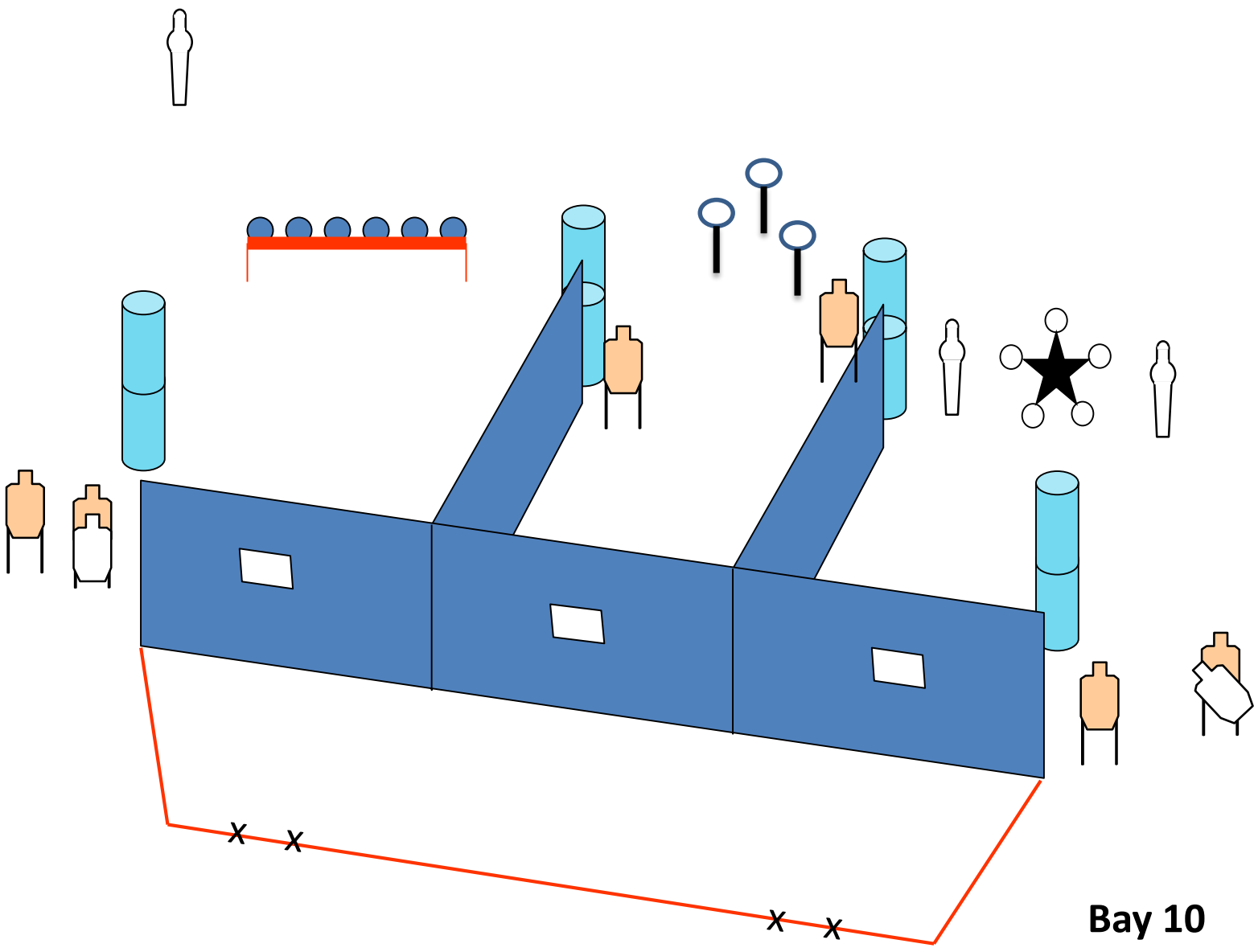
Central Arkansas Shooters Assn. **CASA**
Billy Bob's Steel Shoot
 COURSE DESIGNER: Ron Johnston



START POSITION: Standing in Box "A" with heels touching either set of X's.

STAGE PROCEDURE:
 Upon start signal, engage targets as they become visible from within the fault lines.

SCORING: Comstock, 29 rounds, 145 points
TARGETS: 6 Metric, 3 PP, 14 Plates
SCORED HITS: Best 2 per paper, KD steel = 1A
START-STOP: Audible - Last shot
RULES: USPSA Practical Shooting Handbook, latest edition.





Central Arkansas Shooters Assn. **CASA**

Watch Your Step

COURSE DESIGNER: CASA Design Team



START POSITION: Facing down range with toes touching X's and hands above shoulders. Handgun unloaded with handgun and magazine placed on table.

<p>STAGE PROCEDURE: Upon start signal load and engage targets as they become visible from within the fault lines. Begin with door open.</p>	<p>SCORING: Comstock, 28 rounds, 140 points TARGETS: 13 Metric and 2 PP SORED HITS: Best 2 per paper START-STOP: Audible - Last shot RULES: USPSA Practical Shooting Handbook, latest edition.</p>
---	---

