
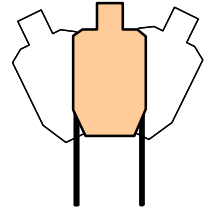




# CASA USPSA Match August 3rd, 2014



Minimum 150+ rounds required

Central Arkansas Shooters Assn. **CASA**

## A Simple Plan

COURSE DESIGNER: JWK



**START POSITION:** Standing with hands on X's. Gun loaded and holstered as per rule 8.1.

**STAGE PROCEDURE:**

Upon start signal, engage targets from within fault lines as they become visible.

**SCORING:**

Comstock, 28 rounds, 140 points

**TARGETS:**

8 IPSC, 12 steel

**SCORED HITS:**

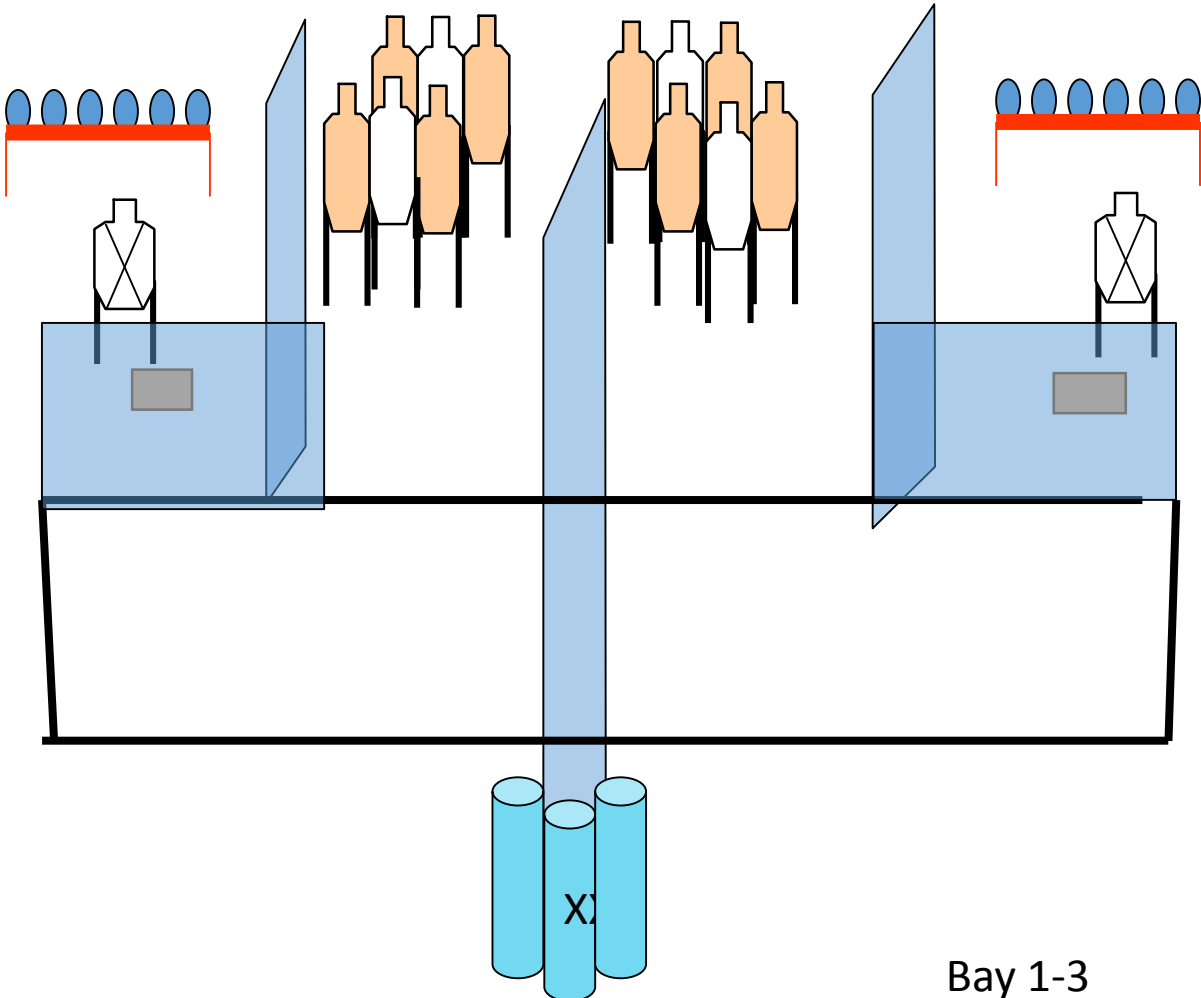
Best 2 per paper, KD steel = 1A

**START-STOP:**

Audible - Last shot

**RULES:**

USPSA Practical Shooting Handbook, latest edition.



Bay 1-3



Central Arkansas Shooters Assn. **CASA**



### WHICH HAND NOW

COURSE DESIGNER: Bob Houston

**START POSITION:** Standing in Box "A" facing downrange with hands relaxed at sides.

**STAGE PROCEDURE:**

Upon start signal, engage T1-T8 with one round each, **Freestyle**. Perform a mandatory reload, Re-engage T1-T8 with one round each, **Strong hand**. Perform another mandatory reload and re-engage T1-T8 with one round each **Weak hand**. All shots must be fired from **Box A**.

**SCORING:**

Virginia count, 24 rounds, 120 points

**TARGETS:**

8 IPSC

**SCORED HITS:**

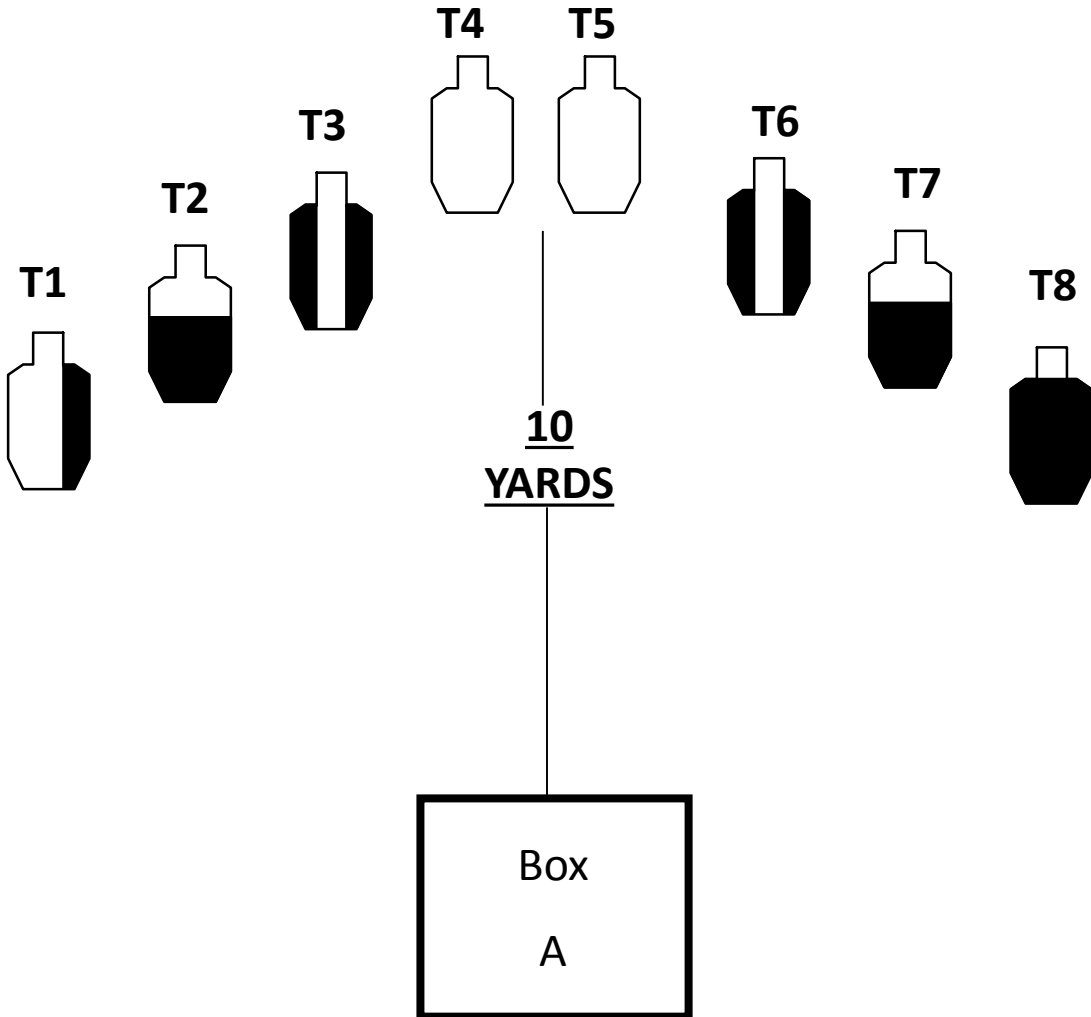
3 per paper

**START-STOP:**

Audible - Last shot

**RULES:**

USPSA Practical Shooting Handbook, latest edition.





Central Arkansas Shooters Assn. **CASA**



# Which Way Do I Go

**COURSE DESIGNER: CASA Design Team**

**START POSITION:** Sitting in chair, feet flat on ground, hands flat on table.  
Gun loaded and holstered as per rule 8.1.

### STAGE PROCEDURE:

Upon start signal, engage targets as they become visible from within the fault lines.

### SCORING

Comstock, 30 rounds, 145 points

### TARGETS:

14 Classic, 2 PP

### SCORED HITS:

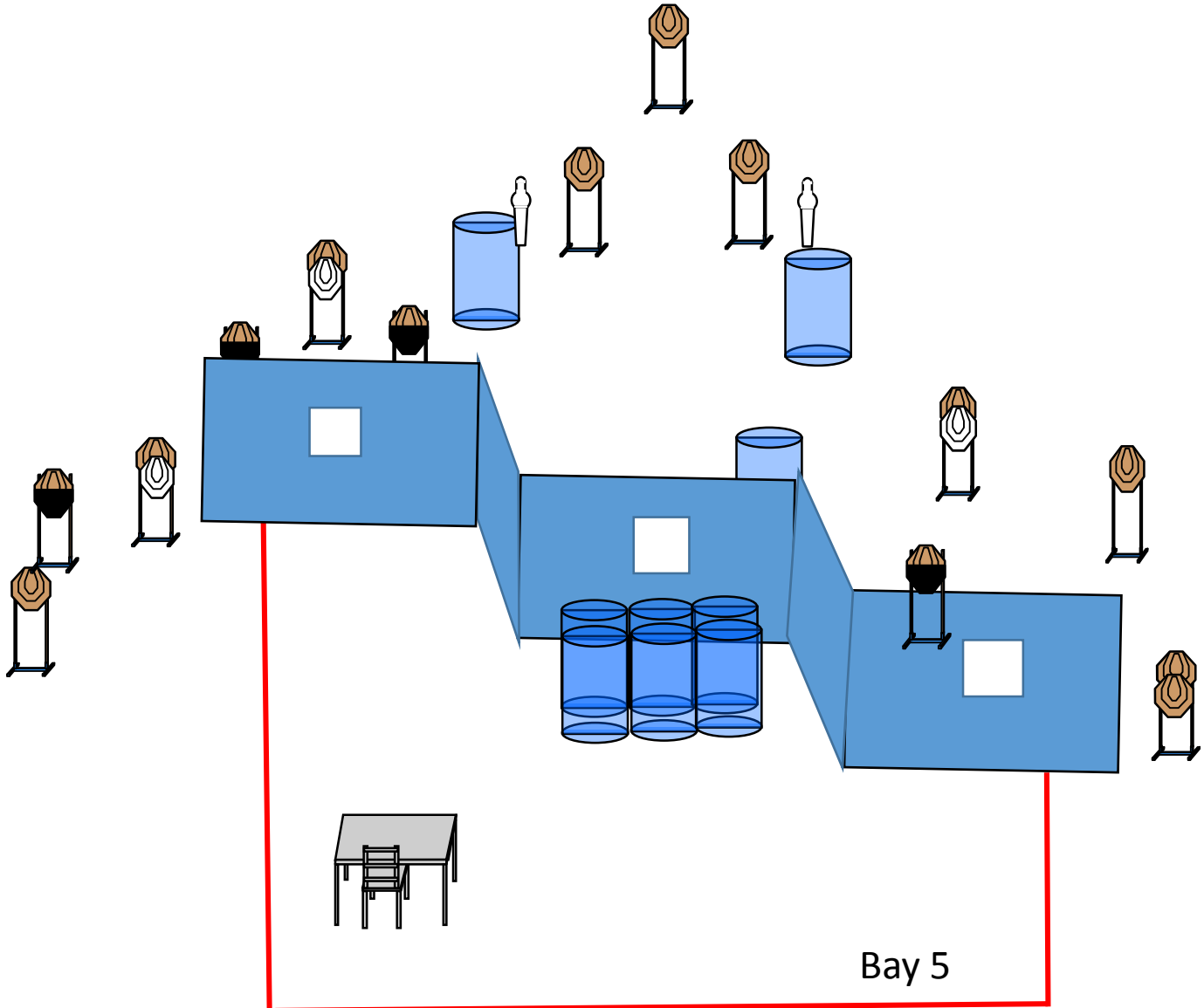
Best 2 per paper

### START-STOP:

Audible - Last shot

### RULES:

USPSA Practical Shooting Handbook, latest edition.





# CM 13-01

# Disaster Factor

**RULES:** USPSA Handgun Competition Rules, Current Edition **COURSE DESIGNER:** Robert Porter

**START POSITION:** Standing inside the fault lines, toes touching marks, facing uprange, wrists above respective shoulders. Gun is loaded and holstered.

### STAGE PROCEDURE

Upon start signal, turn, then draw and engage either the upper or lower three targets with only two rounds each, perform a mandatory reload, and engage the remaining three-target array with only two rounds each from within the box.

### SCORING

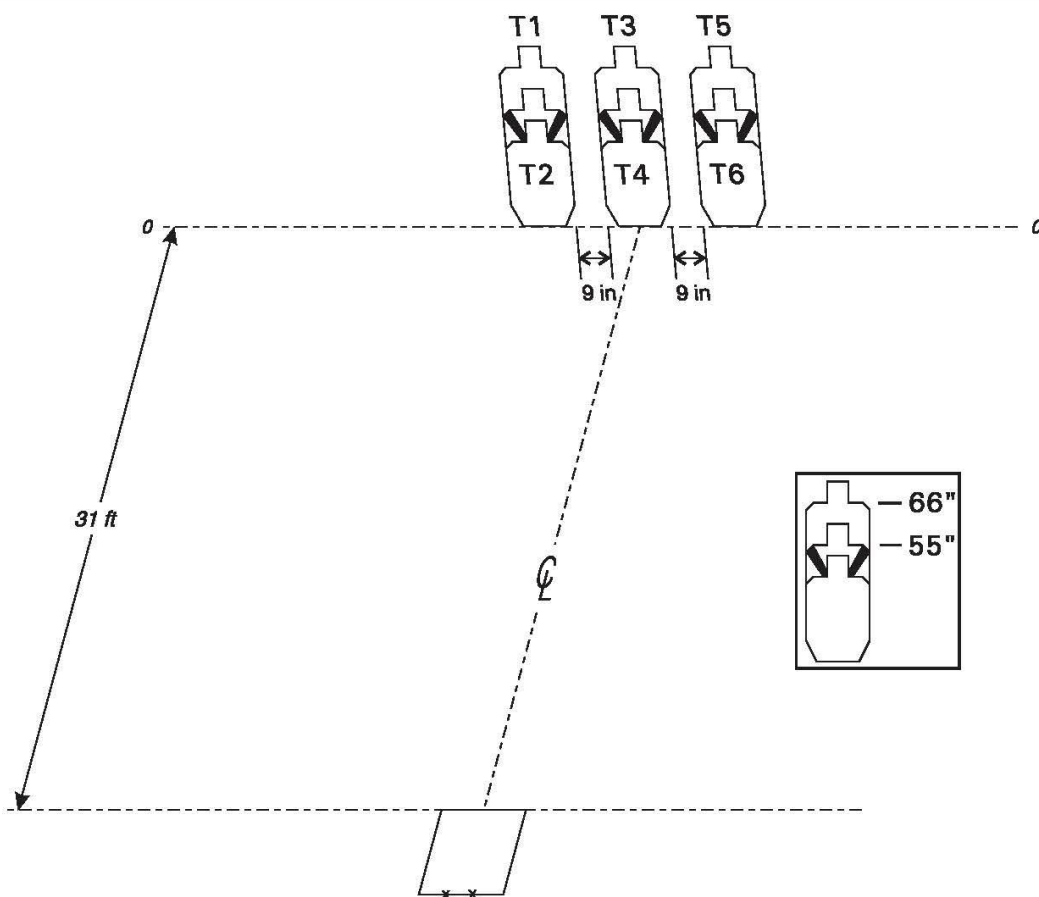
**SCORING:** Virginia Count, 12 rounds, 60 points

**TARGETS:** 6 Metric

**SCORED HITS:** Best 2/paper

**START - STOP:** Audible - Last Shot

**PENALTIES:** Per current edition of USPSA Handgun Competition Rules



**SETUP NOTES:** Targets are set at 31 feet from the front of the shooting box, and are spaced 9 inches apart, edge to edge. The shoulders of T1, T3, and T5 are at 66 inches. The shoulders of the no-shoots are at 55 inches. Set the top edges of T2, T4, and T6 at 7.5 inches below



the top edge of the no-shoot.) All targets must be aligned vertically, edge to edge. The shooting box is a standard 3 foot by 3 foot box. The X marks are to be 12 inches in from each side of the box.



Central Arkansas Shooters Assn. **CASA**  
**Keep Moving**  
 COURSE DESIGNER: CASA Design Team



**START POSITION:** Standing in box facing down range with hands relaxed at sides. Gun loaded and holstered as per rule 8.1.

**STAGE PROCEDURE:**  
 Upon start signal engage targets as they become visible from within the fault lines.

**SCORING:** Comstock, 32 rounds, 160 points  
**TARGETS:** 15 Metric, 2 PP  
**SORED HITS:** Best 2 per paper, KD Steel = 1A  
**START-STOP:** Audible - Last shot  
**RULES:** USPSA Practical Shooting Handbook, latest edition.

