
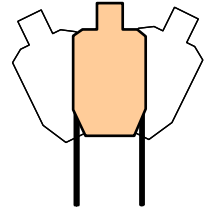




# CASA

## USPSA Match

### April 6th, 2014



Minimum 160+ rounds required



# Central Arkansas Shooters Assn. CASA

## Keep Count

COURSE DESIGNER: Bob Houston



**START POSITION:** Standing within the fault lines, heels touching the Xs, hands relaxed at sides. Handgun is loaded and holstered in the ready condition as per Rule 8.1.

### STAGE PROCEDURE:

Upon start signal, engage targets as they become visible from within the fault lines.

### SCORING:

Comstock, 33 rounds, 165 points

### TARGETS:

15 IPSC, 3 Steel

### SCORED HITS:

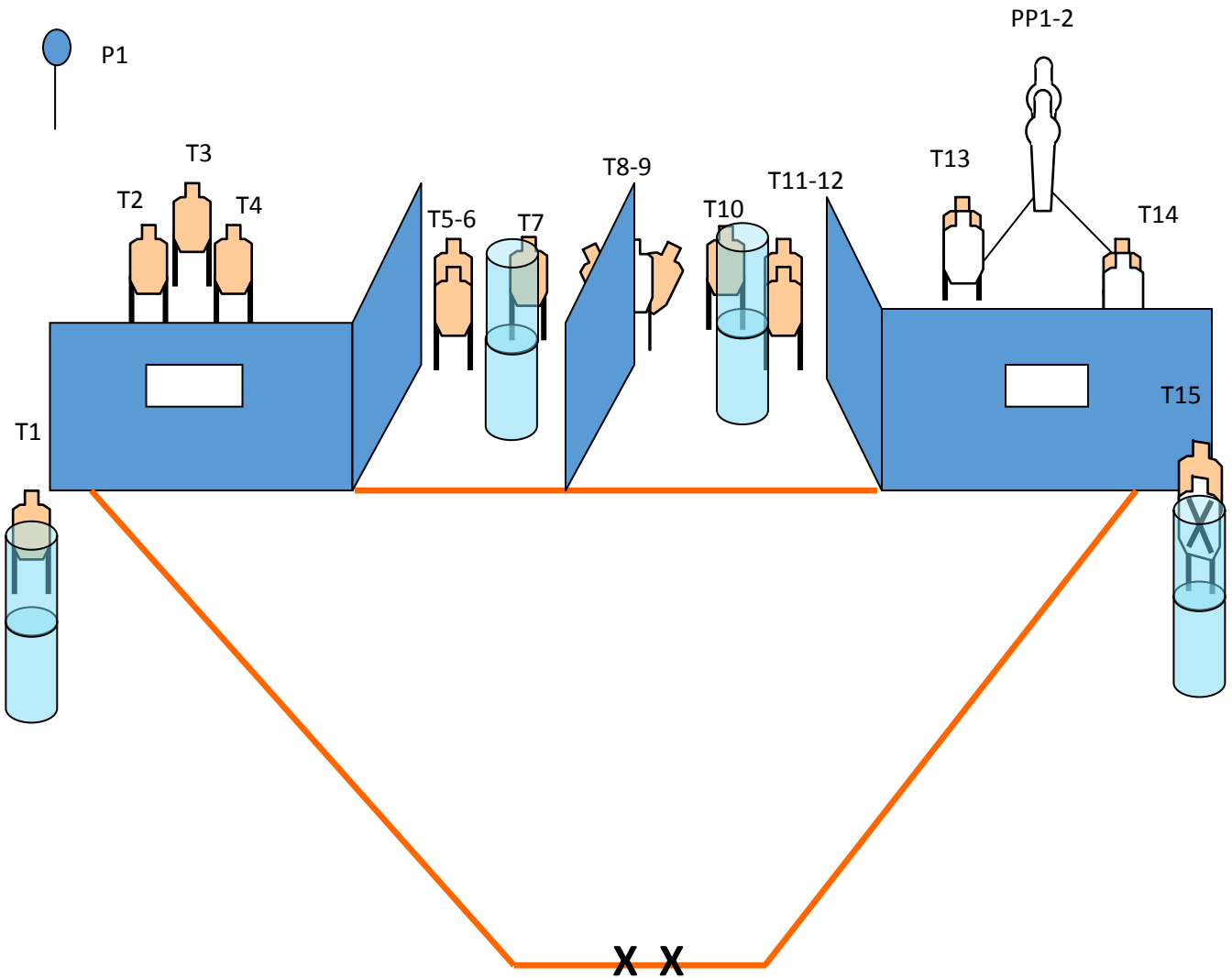
Best 2 per paper, Steel Down = A

### START-STOP:

Audible - Last shot

### RULES:

USPSA Practical Shooting Handbook, latest edition.



### Bay 5



# CM 13-04

# The Roscoe Rattle

**RULES:** USPSA Handgun Competition Rules, Current Edition **COURSE DESIGNER:** Robert Porter

**START POSITION:** Standing in Area A, facing uprange, fingers touching head above ears. Gun loaded and holstered.

### STAGE PROCEDURE

String 1: On signal, turn and engage T2 with 6 rounds only, from within area A.

String 2: On signal, turn and engage T1 with 6 rounds only. Perform a mandatory reload and engage T3 with six rounds only. All shots fired from within area A.

### SCORING

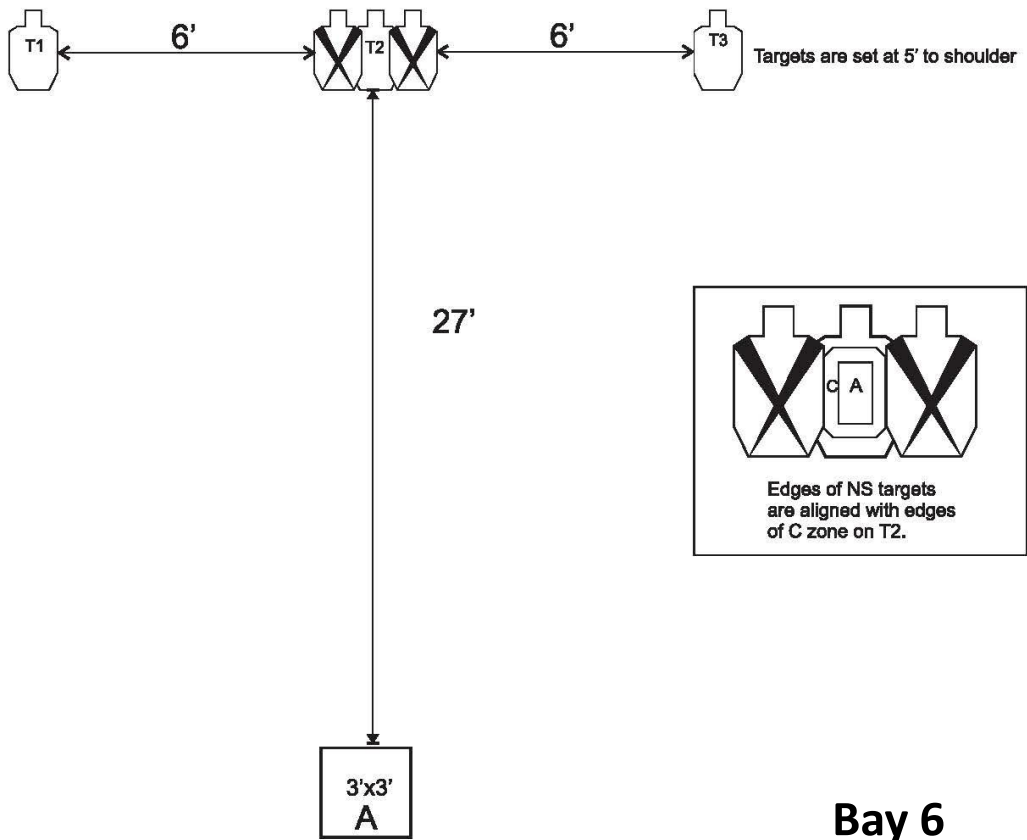
**SCORING:** Virginia Count, 18 rounds, 90 points

**TARGETS:** 3 Metric

**SCORED HITS:** Best 6/paper

**START - STOP:** Audible - Last shot

**PENALTIES:** Per current edition of USPSA Handgun Competition Rules



**SETUP NOTES:** Edges of no-shoot targets are aligned with edges of C zone on T2. All targets are set at 5 feet at shoulders. Spacing is 6 feet, edge to edge.





Central Arkansas Shooters Assn. **CASA**

### I Just Got Hammered

COURSE DESIGNER: CASA Design Team



**START POSITION:** Standing with toes touching X's. Handgun loaded and placed in coke box.

**STAGE PROCEDURE:**

Upon start signal, engage targets as they become visible from within the fault lines only.

**SCORING**

Comstock, 32 rounds, 160 points

**TARGETS:**

14 IPSC, 4 Plate

**SCORED HITS:**

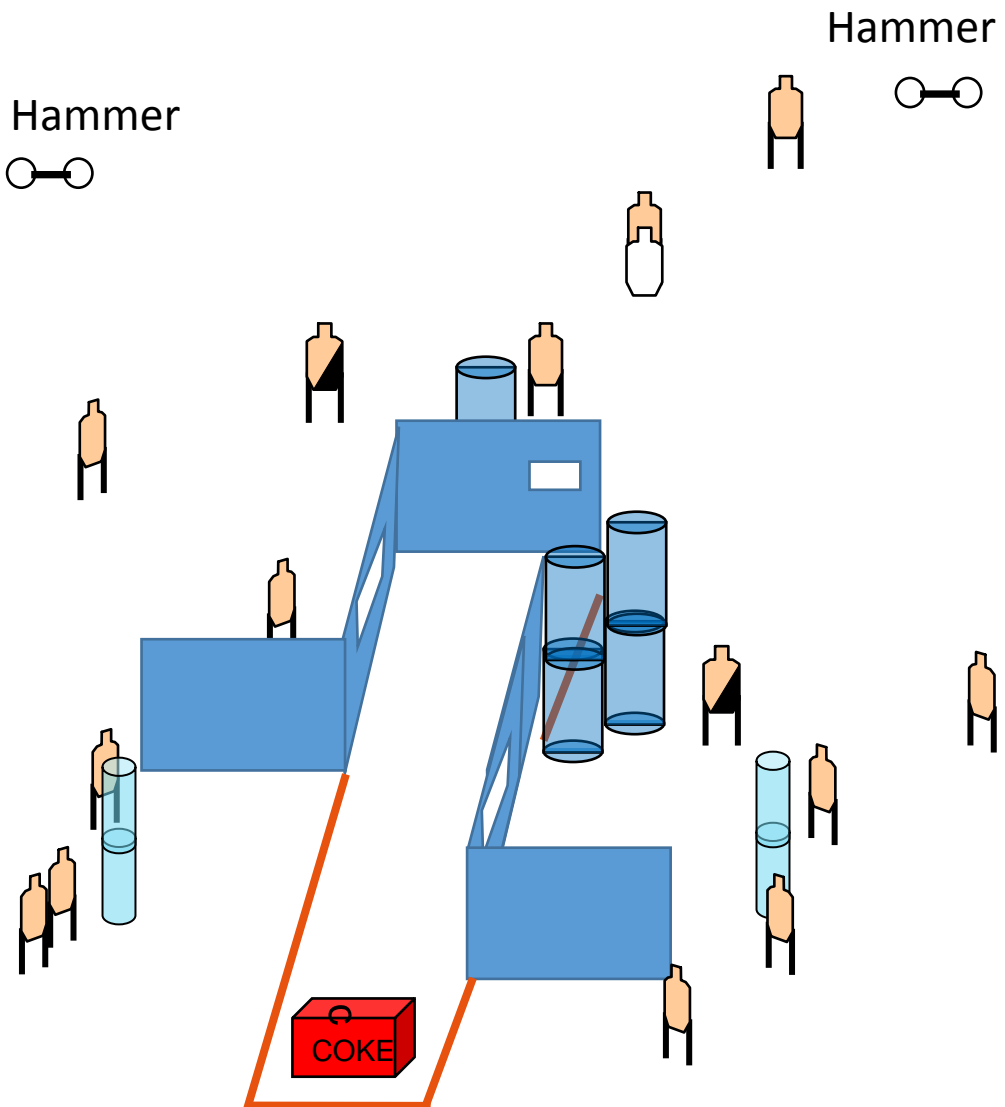
Best 2 per paper, KD steel = 1A

**START-STOP:**

Audible - Last shot

**RULES:**

USPSA Practical Shooting Handbook, latest edition.



**Bay 7**

**XX**



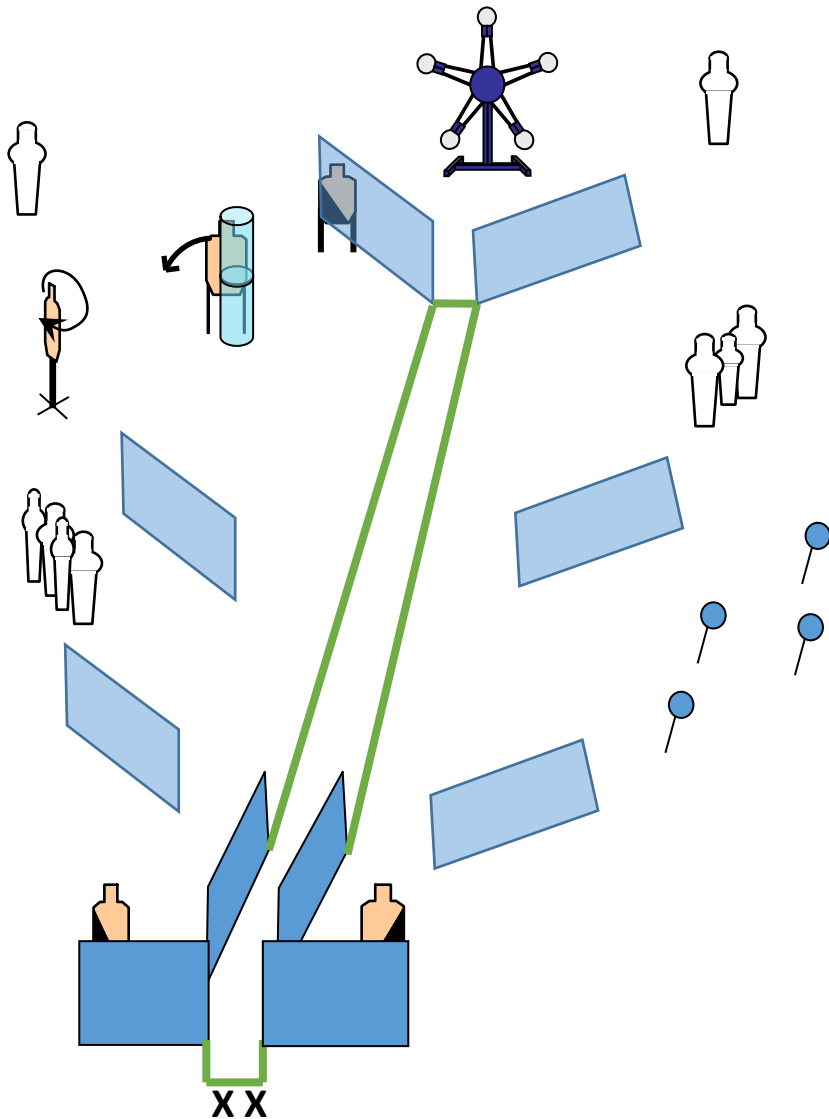
Central Arkansas Shooters Assn. **CASA**  
**Hold My Beer and Watch This S!%)**  
 COURSE DESIGNER: CASA Design Team



**START POSITION:** Facing down range standing in box with heels touching X's. Gun loaded and holstered as per rule 8.1.

**STAGE PROCEDURE:**  
 Upon start signal, engage targets as they become visible from within the fault lines.

**SCORING:** Comstock, 28 rounds, 140 points  
**TARGETS:** 5 Metric, 9 PP, 9 Plates  
**SCORED HITS:** Best 2 per paper, KD Steel = 1A  
**RULES:** USPSA Practical Shooting Handbook, latest edition.





Central Arkansas Shooters Assn. **CASA**

**Boogity Boogity Boogity**

COURSE DESIGNER: Page Vance



**START POSITION:** Facing down range with hands touching X's. Gun loaded and holstered as per rule 8.1.

**STAGE PROCEDURE:**

Upon start signal load and engage targets as they become visible from within the fault lines.

**SCORING:**

Comstock, 32 rounds, 160 points

**TARGETS:**

16 Metric

**SCORED HITS:**

Best 2 per paper

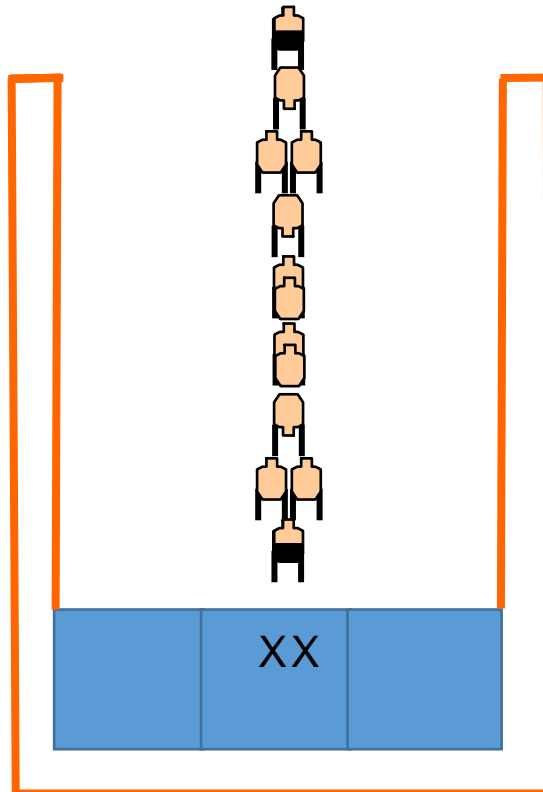
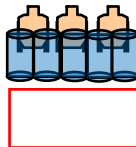
**START-STOP:**

Audible - Last shot

**RULES:**

USPSA Practical Shooting Handbook, latest edition.

**Setup Note:**  
Targets must be spaced to avoid shoot through and possible 180.





# Central Arkansas Shooters Assn. CASA

## Squats

COURSE DESIGNER: CASA Design Team



**START POSITION:** Facing down range with toes touching X's and hands above shoulders. Handgun unloaded with handgun and magazine placed on table.

**STAGE PROCEDURE:**

Upon start signal engage targets as they become visible from within the fault lines.

**SCORING:**

Comstock, 28 rounds, 140 points

**TARGETS:**

14 IPSC

**SCORED HITS:**

Best 2 per paper, KD steel = 1A

**START-STOP:**

Audible - Last shot

**RULES:**

USPSA Practical Shooting Handbook, latest edition.

