
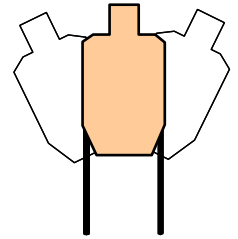




CASA

USPSA Match

December 1, 2013



Minimum 135 rounds required



Central Arkansas Shooters Assn. **CASA**



Accuracy Through The Ports

COURSE DESIGNER: David Hyden – Production Nationals

START POSITION: Facing down range with heels touching Xs, hands relaxed at sides with handgun loaded and holstered per rule 8.1.

STAGE PROCEDURE:

Upon start signal, engage targets as they become visible from within the fault lines.

SCORING

Comstock, 18 rounds, 90 points

TARGETS:

8 Metric, 2 PP

SCORED HITS:

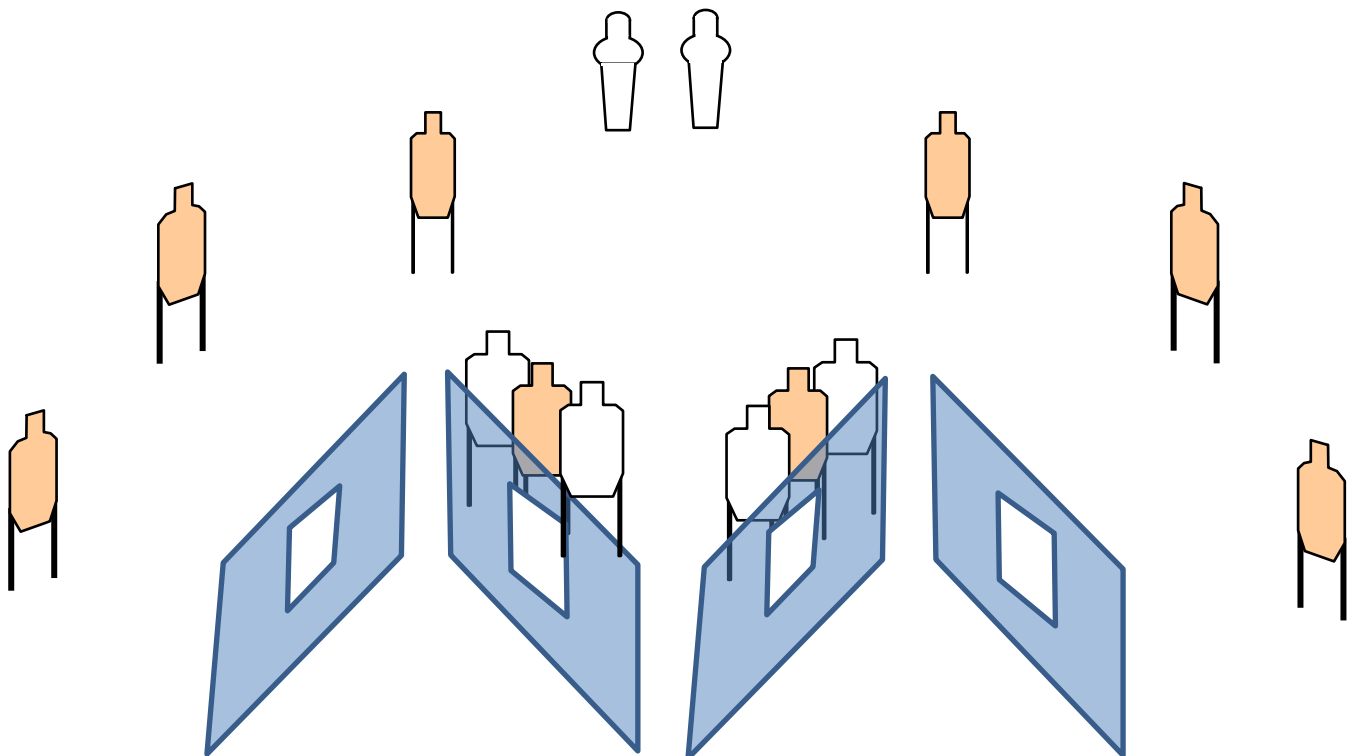
Best 2 per paper, KD steel = 1A

START-STOP:

Audible - Last shot

RULES:

USPSA Practical Shooting Handbook, latest edition.



X X

Bay 5



CM 13-02

Down The Middle

RULES: USPSA Handgun Competition Rules, Current Edition COURSE DESIGNER: US Nationals Design Team

START POSITION: Standing inside the fault lines, facing downrange, hands naturally at your sides. Gun is loaded and holstered.

STAGE PROCEDURE

On the start signal, engage each target with two rounds only from within the fault lines.

SCORING

SCORING: Virginia Count, 8 rounds, 40 points

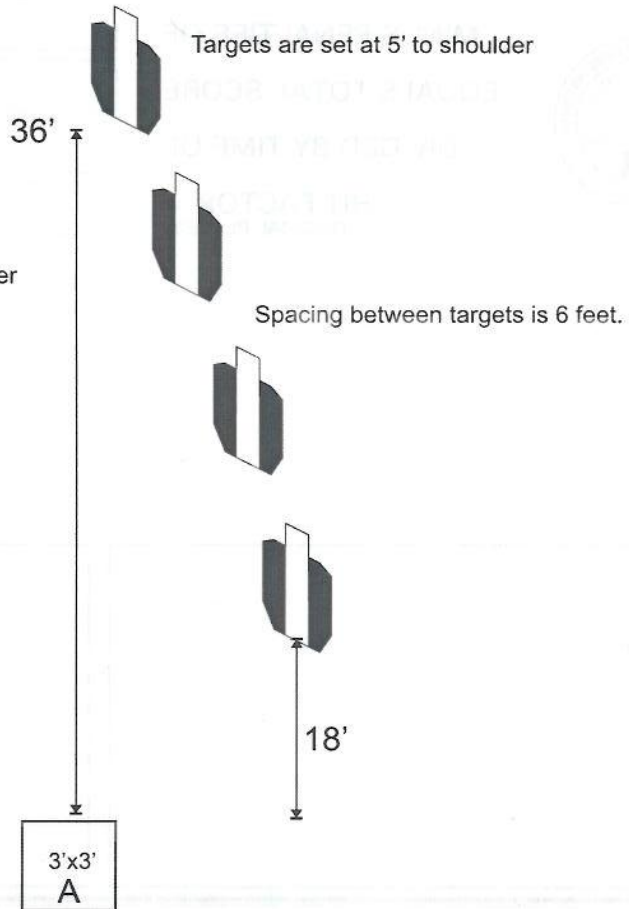
TARGETS: 4 Metric

SCORED HITS: Best 2/paper

START - STOP: Audible - Last shot

PENALTIES: Per current edition of USPSA Handgun Competition Rules

Space targets 1/2 target width towards center line each target, and face to shooter to avoid shoot-throughs.



SETUP NOTES: Targets are spaced 6 feet apart, and a half-target width towards the center line. T1 is at 36 feet, T4 is at 18 feet from front of shooting area A. Hard cover is painted edge to edge of A scoring zone.





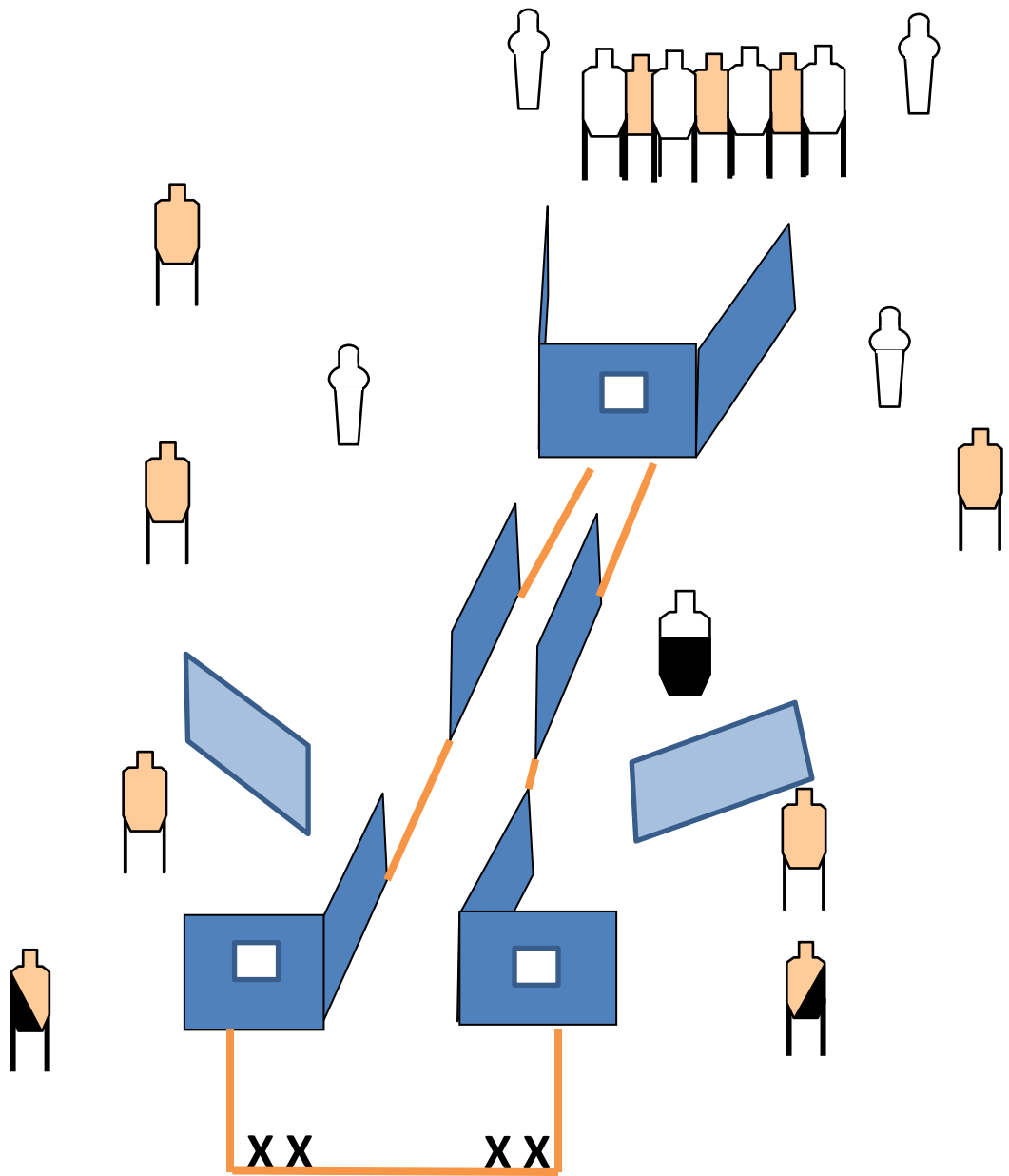
Central Arkansas Shooters Assn. **CASA**
Trigger Control
 COURSE DESIGNER: David Hyden – Production Nationals



START POSITION: Facing down range with heels touching either set of X's, hands above shoulders. Gun loaded and holstered as per rule 8.1.

STAGE PROCEDURE:
 Upon start signal, engage targets as they become visible from within the fault lines.

SCORING: Comstock, 26 rounds, 130 points
TARGETS: 11 Metric, 4 PP
SCORED HITS: Best 2 per paper, KD Steel = 1A
RULES: USPSA Practical Shooting Handbook, latest edition.





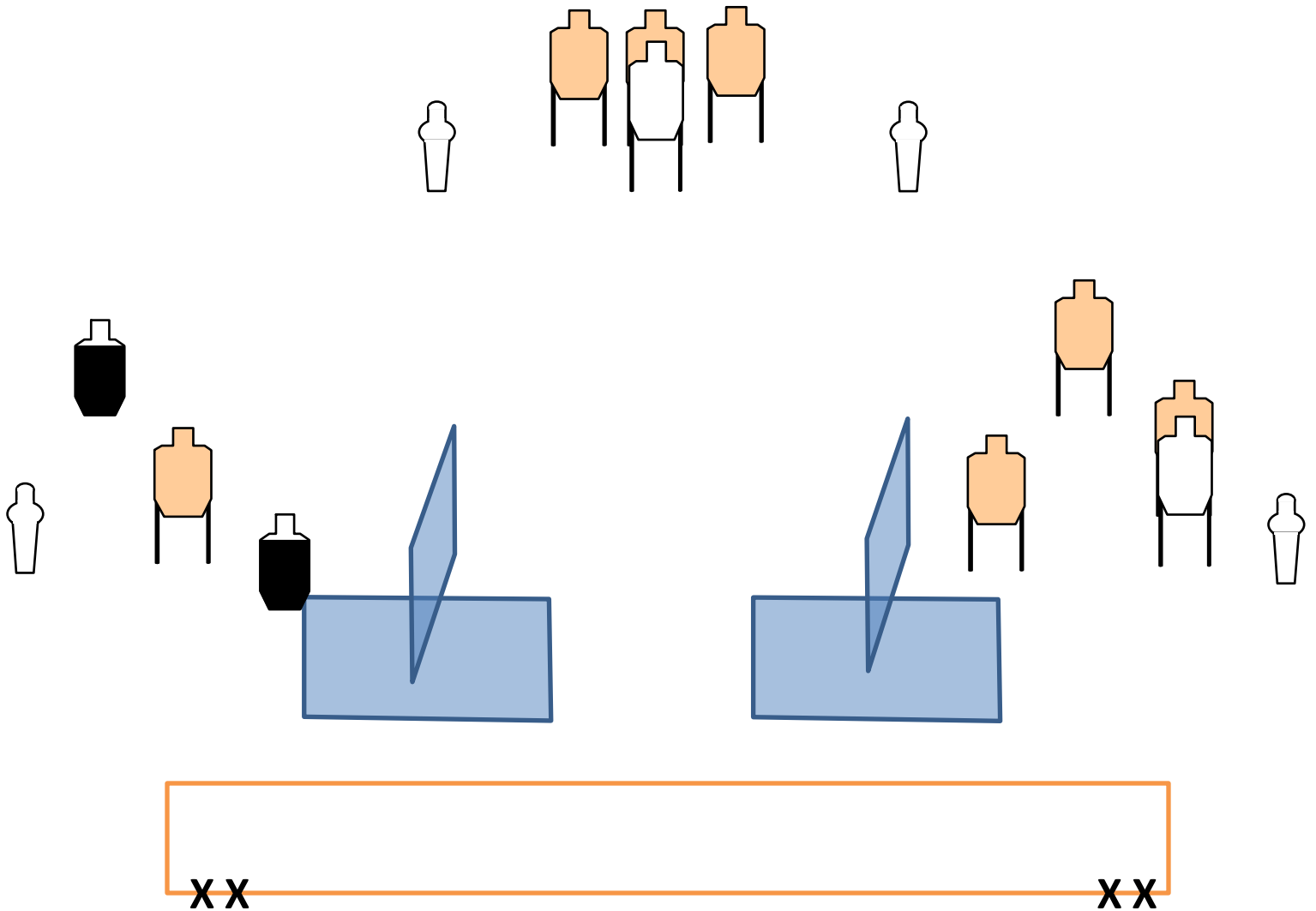
Central Arkansas Shooters Assn. **CASA**
One for Lefty's
 COURSE DESIGNER: Arthur Brown – Production Nationals



START POSITION: Facing down range with heels touching either set of Xs, hands naturally relaxed at sides with handgun loaded and holstered per rule 8.1.

STAGE PROCEDURE:
 Upon start signal, engage targets as they become visible from within the fault lines.

SCORING: Comstock, 22 rounds, 110 points
TARGETS: 9 Metric, 4 PP
SCORED HITS: Best 2 per paper, KD steel = 1A
START-STOP: Audible - Last shot
RULES: USPSA Practical Shooting Handbook, latest edition.





Central Arkansas Shooters Assn. **CASA**

Hosefest

COURSE DESIGNER: Don Baker



START POSITION: Facing up range with toes touching X's and hands above shoulders. Handgun loaded and holstered per rule 8.1.

STAGE PROCEDURE:

Upon start signal turn and engage targets as they become visible from within the fault lines.

Begin with the door closed.

SCORING:

Comstock, 42 rounds, 210 points

TARGETS:

20 Metric and 2 plates

SORED HITS:

Best 2 per paper

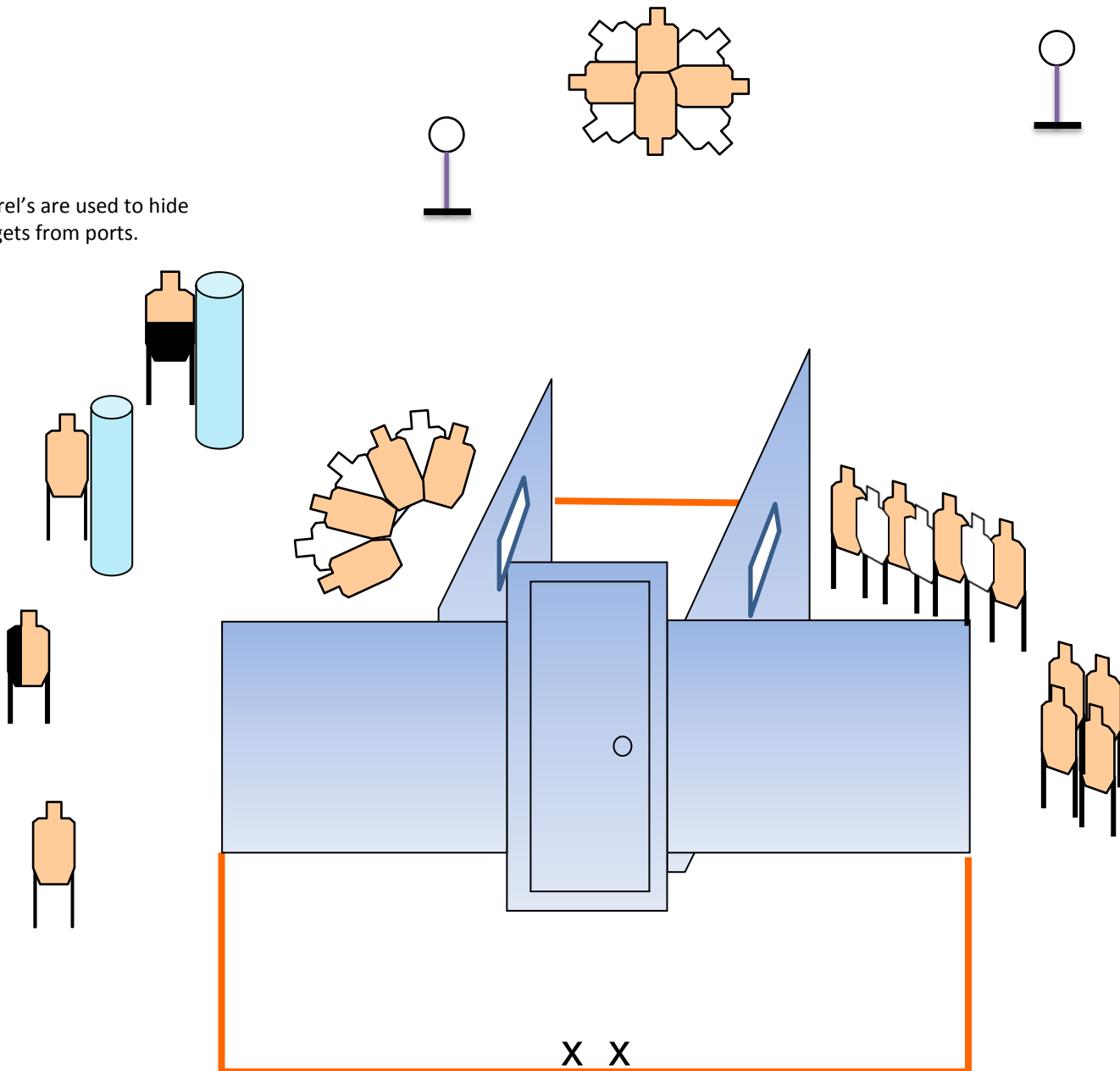
START-STOP:

Audible - Last shot

RULES:

USPSA Practical Shooting Handbook, latest edition.

Barrel's are used to hide targets from ports.





Central Arkansas Shooters Assn.

As Fast As You Can



COURSE DESIGNER: CASA Design Team

START POSITION: Standing facing down range, **STANDING** in **BOX B** with hands above shoulders. Handgun is loaded and holstered per rule 8.1

STAGE PROCEDURE:
Upon start signal, engage targets from each box.

SCORING: Comstock, 19 rounds, 95 points
TARGETS: 2 Metric, 12 Plates, 3 PP
SCORED HITS: **2 best on paper**, Steel Down=1 A
START-STOP: Audible - Last shot
RULES: USPSA Practical Shooting Handbook, latest edition.

